

RF LIMITING AMPLIFIER

Package Style: 20 Pin, 0.800" x 0.400" Surface Mount (SM4)
 BXL9654: SMA Connectorized Housing

MODEL ENL9654

Features

- Compression Range: 55 dB Typical
- Low Phase Shift Variation
- Operating Temperature: -55 °C to +85 °C
- Environmental Screening Available

Specifications

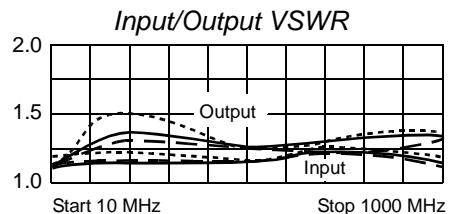
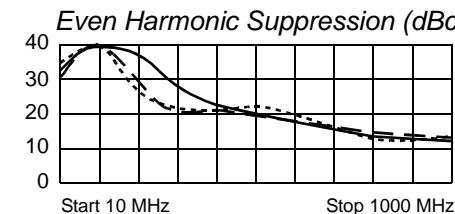
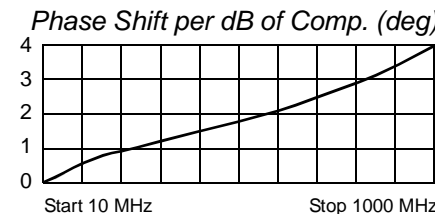
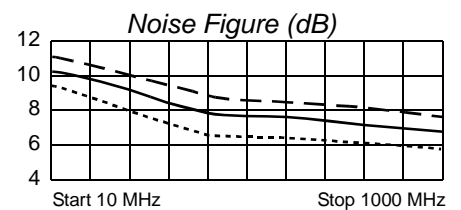
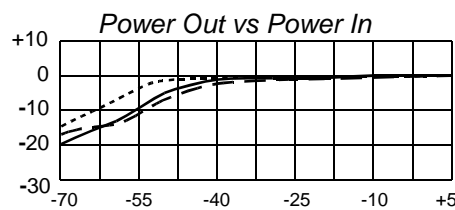
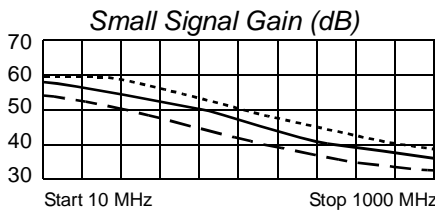
CHARACTERISTIC	TYPICAL Ta = 25 °C	MIN/MAX Ta = -55 °C to +85 °C
Frequency	10 - 1000 MHz	10 - 1000 MHz
Small Signal Gain (dB)	>55	30 Min.
Saturated Power @ P _{IN} = 0 dBm (dBm)	-0.5	-4.0 Min.
Saturated Flatness @ P _{IN} = 0 dBm	+/-0.9	+/-1.5 Max.
VSWR In	<1.25:1	2.0:1 Max.
Out	<1.50:1	2.0:1 Max.
Phase Shift per dB of Comp. per MHz, (deg)	0.004	___ Min.
Even Harmonic Suppression @ P _{IN} = -55 to +10 (dBm) (dBc)	>14	12 Max.
Noise figure (dB)	<10	12 Max.
Power Vdc	+15	+15 Max.
mA	75	80 Max.

Maximum (No Damage) Ratings

Ambient Operating Temperature -55°C to + 100 °C
 Storage Temperature -62°C to + 125 °C
 Case Temperature + 125 °C
 DC Voltage.....+17 Volts
 Continuous RF Input Power..... +13 dBm

Note: Care should always be taken to effectively ground the case of each unit.
 Revision 11-22-2013

Typical Performance Data



Legend ——— + 25 °C - - - - +85 °C - - - - -55 °C



Spectrum Microwave · 2144 Franklin Drive N.E. · Palm Bay, Florida 32905 · PH (888) 553-7531 · Fax (888) 553-7532

www.SpectrumMicrowave.com

Spectrum Microwave · 2707 Black Lake Place · Philadelphia, Pa. 19154 · PH (215) 464-4000 · Fax (215) 464-4001