


Type: CH56W

Sample submission is forbidden

Product Description

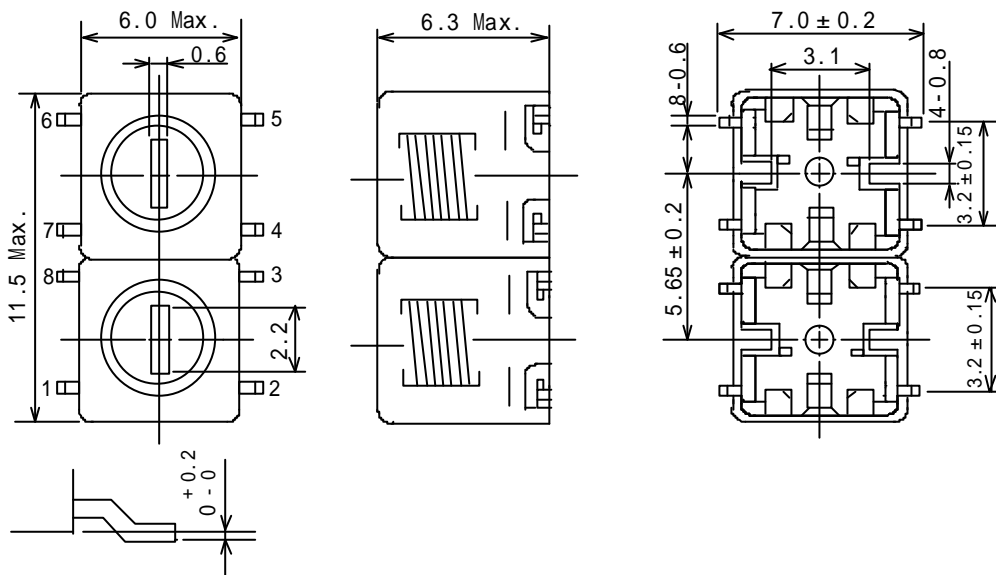
- 11.5 × 6.0mm Max.(L × W), 6.3mm Max. Height.
- Operating frequency:400~ 800MHz
- In addition to the reference versions of parameters shown here, custom designs are available to meet your exact requirements.



Feature

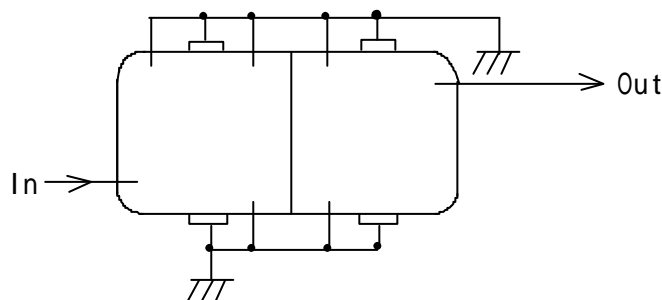
- Variable shielded type with two single coils combined.
- Super high frequency Helical Filters.
- Ideally used in mobile communication equipment(Cellular, cordless telephone, paging devices)
- RoHS Compliance

Dimensions (mm)



- * Dimension does not include solder used on coil.
- * Pin pitch should be measured at the root of terminal.
- * Dimensions without tolerance are approx.

Test circuit



Type: CH56W

Specification (Part No: 4568-T017)

Item	Specification
Center frequency	429MHz
Input impedance (Rin)	50Ω
Output impedance (Rout)	50Ω
Attenuation	19dB Min.
390MHz	14dB Min.
470MHz	
Band width (-3dB)	14MHz Min.
Insertion loss 429MHz	7.5dB Max.
Ripple in passband	1.5dB Max.

Frequency Response (Attenuation 0dB at 429MHz)
