

TECHNICAL DATA
 DATA SHEET 116, REV. B

**HERMETIC AXIAL LEAD / MELF
 GENERAL PURPOSE RECTIFIER**

DESCRIPTION: A 200/400/600/800/1000 VOLT, 1.0 AMP, AXIAL LEAD/SURFACE MOUNT
 2000 NS GLASS RECTIFIER.

MAXIMUM RATINGS

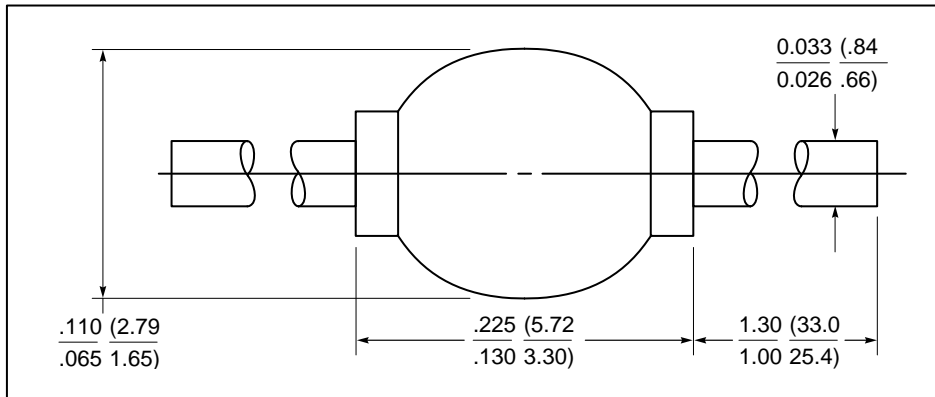
All ratings are at $T_A = 25^\circ\text{C}$ unless otherwise specified.

RATING	CONDITIONS	MIN	TYP	MAX	UNIT
Peak Inverse Voltage (PIV) 1N5614 1N5616 1N5618 1N5620 1N5622		-	-	200 400 600 800 1000	Vdc
Average DC Output Current (I_o) $T_C = 55^\circ\text{C}$ $T_C = 100^\circ\text{C}$		-	-	1.0 0.75	Amps
Peak Single Cycle Surge Current (I_{fsm})	$t_p = 8.3$ ms Single Half Cycle Sine Wave, Superimposed On Rated Load	-	-	30	Amps(pk)
Thermal Resistance (θ_{JL})	Junction to Lead $d = 0.375''$	-	-	36	$^\circ\text{C/W}$
Thermal Resistance (θ_{JEC})	Junction to Endcap	-	-	13	$^\circ\text{C/W}$
Operating and Storage Temp. (T_{op} & T_{stg})	-	-65	-	+175	$^\circ\text{C}$

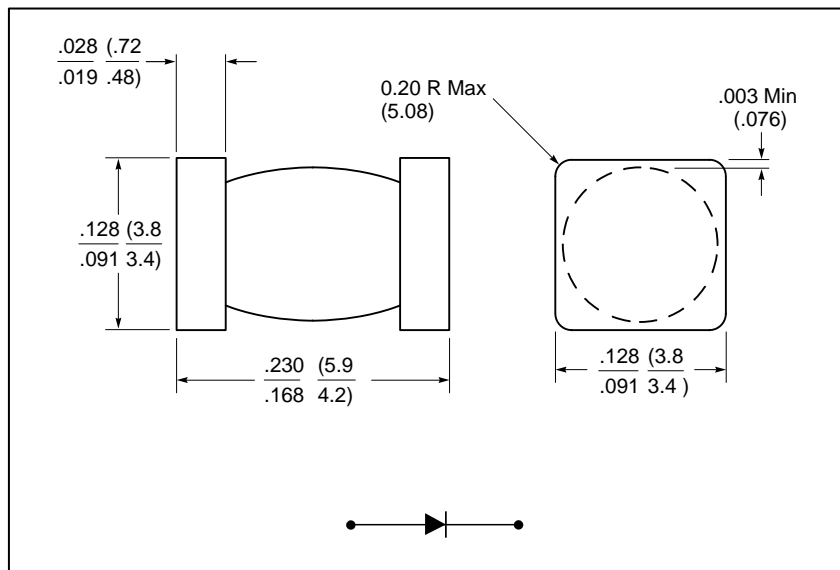
ELECTRICAL CHARACTERISTICS

CHARACTERISTIC	CONDITIONS	MIN	TYP	MAX	UNIT
Maximum Forward Voltage (V_f)	$I_F = 3.0\text{A}$ (300 μsec pulse, duty cycle < 2%)	-	-	1.3	Volts
Maximum Instantaneous Reverse Current At Rated (PIV)	$T_A = 25^\circ\text{C}$ $T_A = 100^\circ\text{C}$	-	-	0.5 25	μAmps μAmps
Maximum Reverse Recovery Time	$I_F = 0.5\text{A}$, $I_R = 1.0\text{A}$ $I_{RR} = 0.25\text{A}$	-	-	2000	ns

MECHANICAL DIMENSIONS: in inches / mm

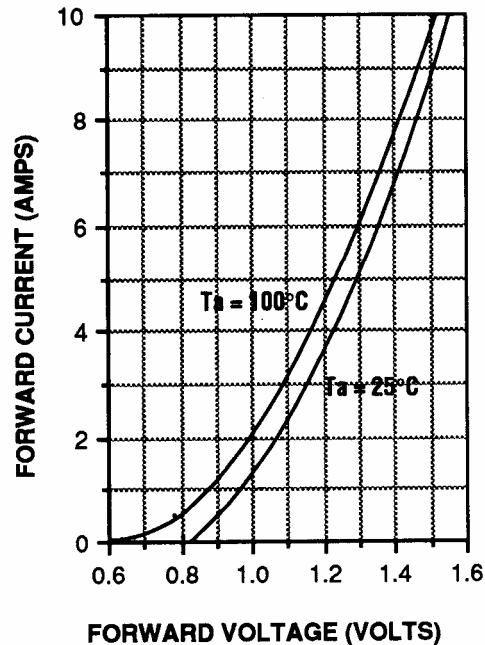


PKG. 102



MELF-1

**TYPICAL FORWARD VOLTAGE
VERSUS FORWARD CURRENT (PULSED)**



DISCLAIMER:

- 1- The information given herein, including the specifications and dimensions, is subject to change without prior notice to improve product characteristics. Before ordering, purchasers are advised to contact the Sensitron Semiconductor sales department for the latest version of the datasheet(s).
- 2- In cases where extremely high reliability is required (such as use in nuclear power control, aerospace and aviation, traffic equipment, medical equipment, and safety equipment), safety should be ensured by using semiconductor devices that feature assured safety or by means of users' fail-safe precautions or other arrangement.
- 3- In no event shall Sensitron Semiconductor be liable for any damages that may result from an accident or any other cause during operation of the user's units according to the datasheet(s). Sensitron Semiconductor assumes no responsibility for any intellectual property claims or any other problems that may result from applications of information, products or circuits described in the datasheets.
- 4- In no event shall Sensitron Semiconductor be liable for any failure in a semiconductor device or any secondary damage resulting from use at a value exceeding the absolute maximum rating.
- 5- No license is granted by the datasheet(s) under any patents or other rights of any third party or Sensitron Semiconductor.
- 6- The datasheet(s) may not be reproduced or duplicated, in any form, in whole or part, without the expressed written permission of Sensitron Semiconductor.
- 7- The products (technologies) described in the datasheet(s) are not to be provided to any party whose purpose in their application will hinder maintenance of international peace and safety nor are they to be applied to that purpose by their direct purchasers or any third party. When exporting these products (technologies), the necessary procedures are to be taken in accordance with related laws and regulations.