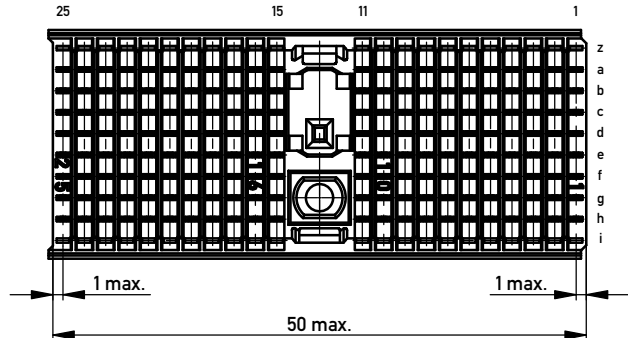
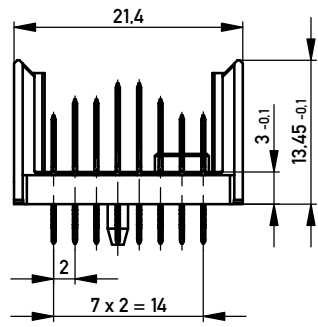
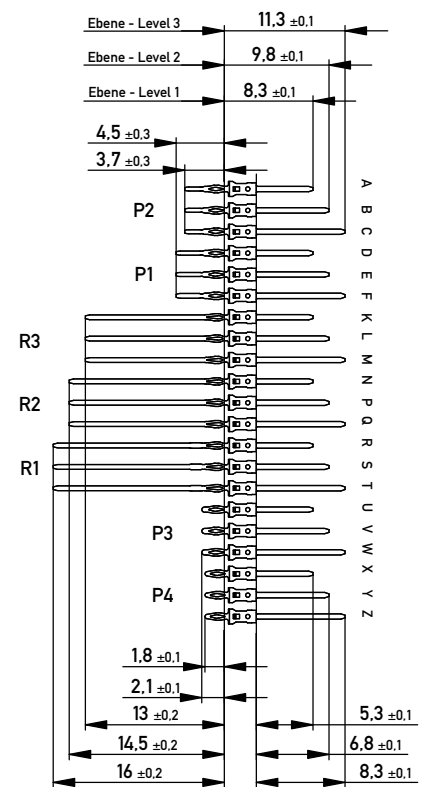
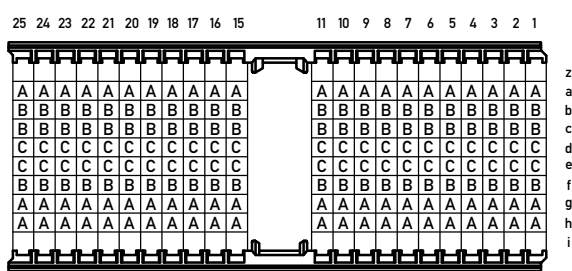


EN Zone für durchkontaktierte Löcher $\varnothing 0,6 \pm 0,05$
 compliant zone for thru hole $\varnothing 0,6 \pm 0,05$

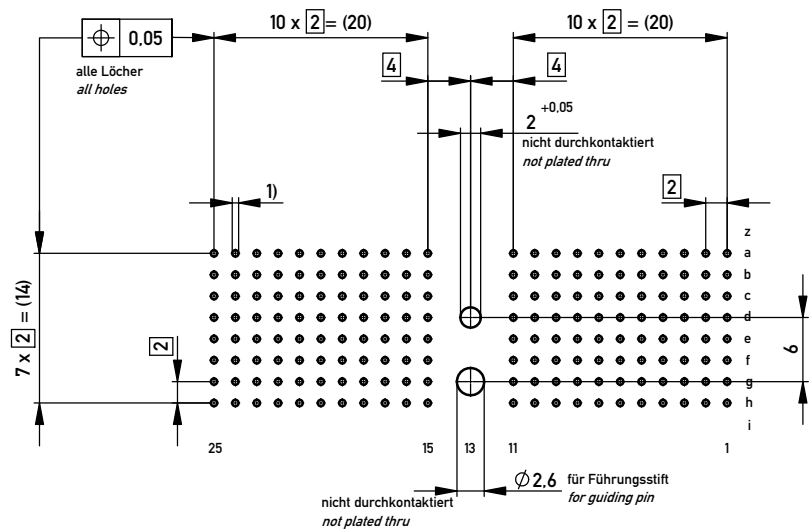


Bestückungsplan / contact layout



Lochbild für Leiterplatte (Bestückungsseite)

Board hole pattern (Component mounting side)



- 1) $\varnothing 0.6 \pm 0.05$ Durchmesser des metallisierten Loches
 $\varnothing 0.6 \pm 0.05$ Diameter of finished plated-through hole
- $\varnothing 0.7 \pm 0.02$ Bohrungsdurchmesser des Loches
 $\varnothing 0.7 \pm 0.02$ Diameter of drilled hole

Schichtaufbau im metallisierten Loch siehe Zeichnung 114406
 Metal plating of plated-through hole see drawing 114406

Fehlende Maße und Angaben nach IEC 61076-4-101
 Missing information and dimensions per IEC 61076-4-101

Information: P2 Level 1, 2, 3 siehe Bestückungsplan / see contact layout Anforderungsstufe 2 / class 2 All rights reserved. Only for Information. To ensure that this is the latest version of this drawing, please contact one of the ERNI companies before using.	Tolerances All Dimensions in mm	Scale 2:1	Designation ERmet Messerleiste D ERmet Male Wide Type D 933005	I A3
	Subject to modification without prior notice. Drawing will not be updated.	www.ERNI.com		Class ERMD

Copyright by ERNI GmbH. Proprietary notice pursuant to ISO 16016 to be observed.