


## FEATURES

- RUGGED CONSTRUCTION IN STANDARD EIA SIZES
- EFFECTIVE EM/RFI SUPPRESSION UP TO 1GHz
- CURRENT RATINGS UP TO 6 AMPS
- **AEC Q-200 QUALIFIED**
- SHARP AND HIGH IMPEDANCES AVAILABLE
- OPERATING TEMPERATURE RANGE: -55°C TO +125°C
- SUITABLE FOR AUTOMOTIVE EQUIPMENT\*

**RoHS Compliant**  
includes all homogeneous materials

\*See Part Number System for Details

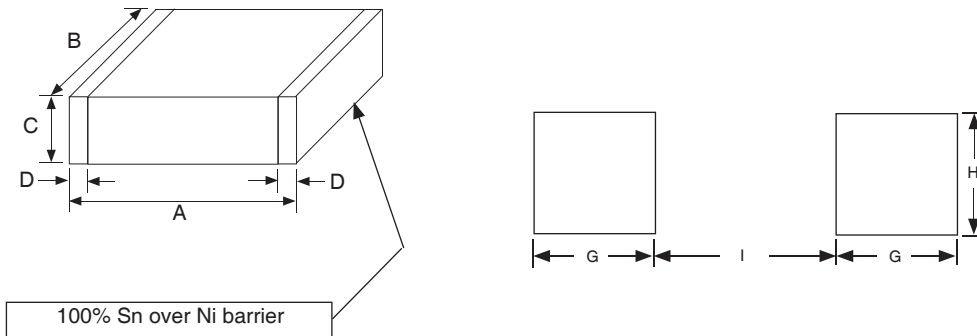


## CHARACTERISTICS

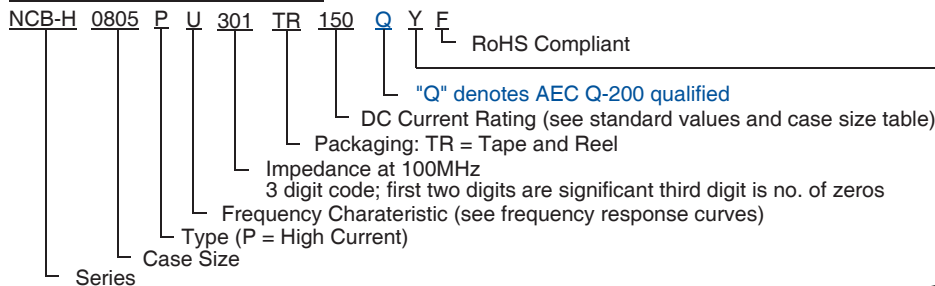
Type	High Current Up to 1GHz
Sizes Available	0603, 0805, 1206, 1806
Impedance Range	19Ω ~ 1,000Ω
Impedance Tolerance	±25% Tol.
Operating Temperature Range	-55°C ~ +125°C

## CASE SIZE & LAND PATTERN DIMENSIONS (mm)

EIA Size	A (mm)	B (mm)	C (mm)	D (mm)	G (mm)	H (mm)	I (mm)
0603	1.60 ± 0.15	0.80 ± 0.15	0.80 ± 0.15	0.30 ± 0.20	0.60 ~ 0.80	0.60 ~ 0.80	0.60 ~ 0.80
0805	2.0 +0.3/-0.1	1.25 ± 0.20	0.85 ± 0.20	0.50 ± 0.30	0.80 ~ 1.20	0.90 ~ 1.60	0.80 ~ 1.20
1206	3.20 ± 0.20	1.60 ± 0.20	0.85 ± 0.20	0.50 ± 0.20	1.00 ~ 1.50	1.20 ~ 2.00	1.80 ~ 2.50
1806	4.50 ± 0.20	1.60 ± 0.20	1.60 ± 0.20	0.50 ± 0.20	1.25 ~ 1.75	0.90 ~ 1.60	2.80 ~ 3.20



## PART NUMBER SYSTEM

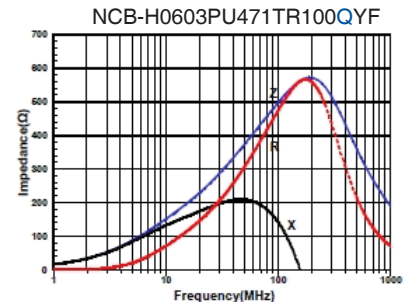
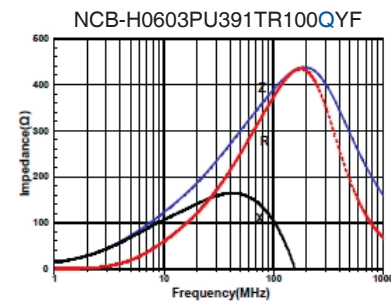
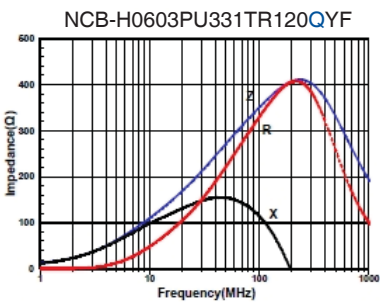
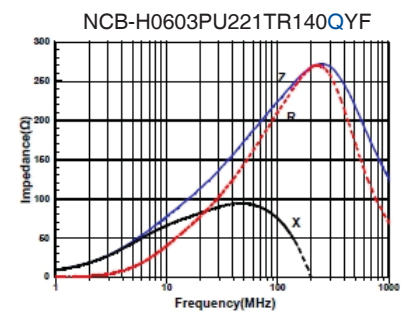
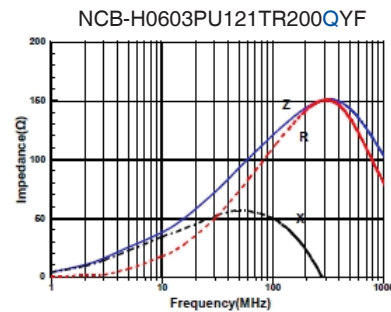
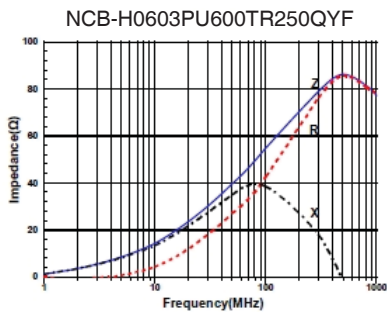
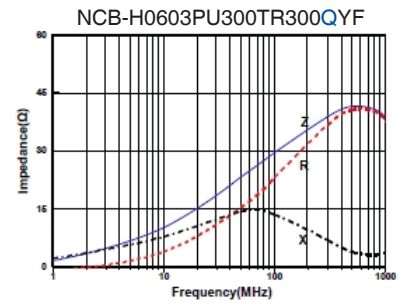
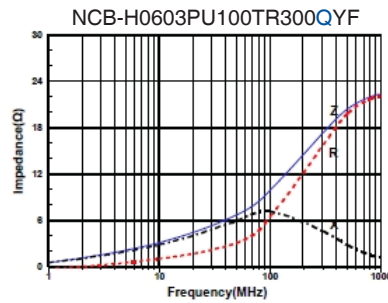
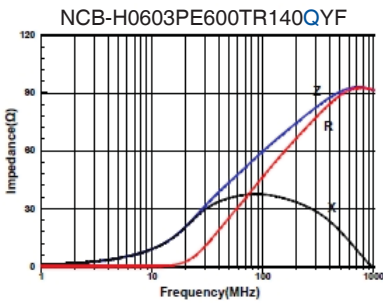
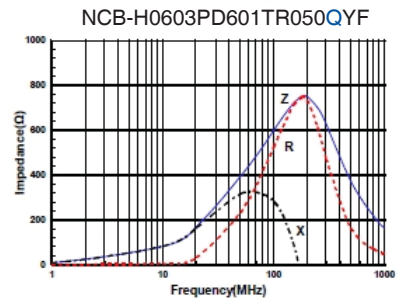
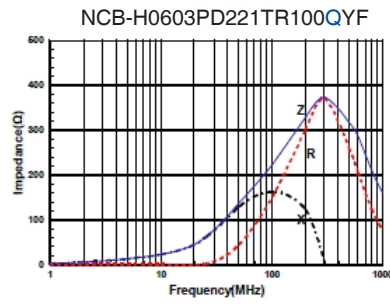
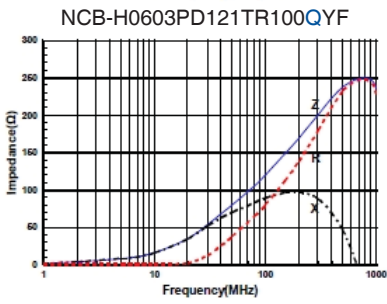
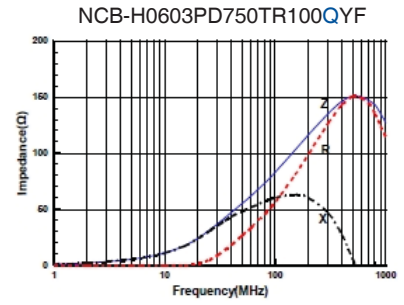
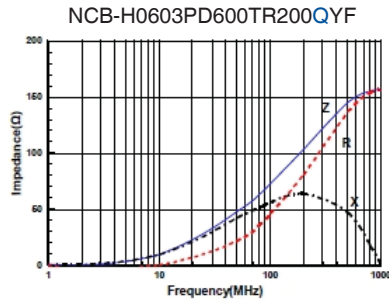
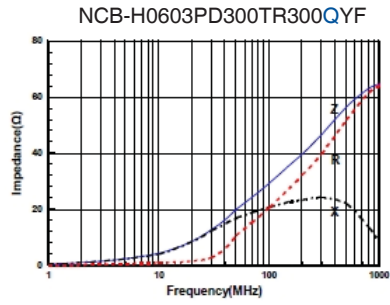


\*Suitable for automotive equipment, sourced to special production and inspection at TS-16949 certified production site.

### STANDARD VALUES AND CASE SIZES (mm)

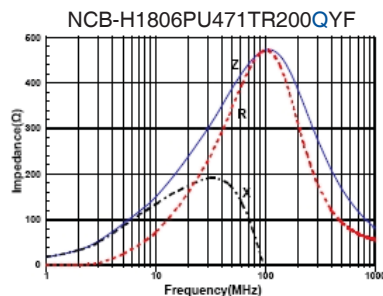
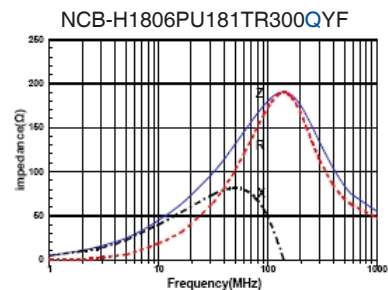
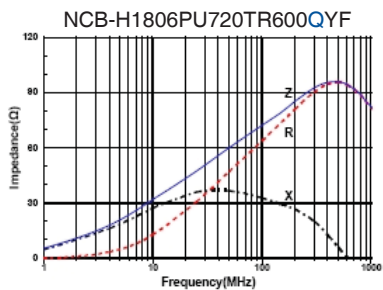
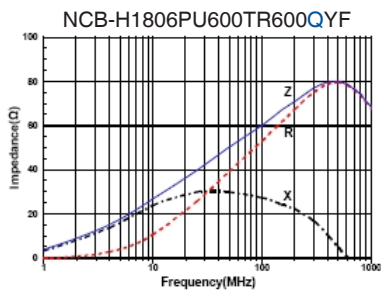
EIA Size	NIC Part Number	Impedance at 100MHz $\Omega$	DC Resistance Max. ( $\Omega$ )	DC Current Max. (mA)	A (mm)	B (mm)	C (mm)	D (mm)
0603	NCB-H0603PD300TR300QYF	30 $\pm$ 25%	0.03	3000	1.60 $\pm$ 0.15	0.80 $\pm$ 0.15	0.80 $\pm$ 0.15	0.30 $\pm$ 0.20
	NCB-H0603PD600TR200QYF	60 $\pm$ 25%	0.08	2000				
	NCB-H0603PD750TR100QYF	75 $\pm$ 25%	0.15	1000				
	NCB-H0603PD121TR100QYF	120 $\pm$ 25%	0.20	1000				
	NCB-H0603PD221TR100QYF	220 $\pm$ 25%	0.20	1000				
	NCB-H0603PD601TR050QYF	600 $\pm$ 25%	0.35	500				
	NCB-H0603PE600TR140QYF	60 $\pm$ 25%	0.10	1400				
	NCB-H0603PU100TR300QYF	0 ~ 15	0.02	3000				
	NCB-H0603PU300TR300QYF	30 $\pm$ 25%	0.03	3000				
	NCB-H0603PU600TR250QYF	60 $\pm$ 25%	0.04	2500				
	NCB-H0603PU121TR200QYF	120 $\pm$ 25%	0.05	2000				
	NCB-H0603PU221TR140QYF	220 $\pm$ 25%	0.10	1400				
	NCB-H0603PU331TR120QYF	330 $\pm$ 25%	0.14	1200				
	NCB-H0603PU391TR100QYF	390 $\pm$ 25%	0.14	1000				
NCB-H0603PU471TR100QYF	470 $\pm$ 25%	0.20	1000					
0805	NCB-H0805PD390TR400QYF	39 $\pm$ 25%	0.02	4000	2.0 +0.3/-0.1	1.25 $\pm$ 0.2	0.85 $\pm$ 0.2	0.5 $\pm$ 0.3
	NCB-H0805PD800TR300QYF	80 $\pm$ 25%	0.04	3000				
	NCB-H0805PD121TR250QYF	120 $\pm$ 25%	0.06	2500				
	NCB-H0805PD221TR150QYF	220 $\pm$ 25%	0.08	1500				
	NCB-H0805PD301TR150QYF	300 $\pm$ 25%	0.12	1500				
	NCB-H0805PD471TR080QYF	470 $\pm$ 25%	0.25	800				
	NCB-H0805PD601TR080QYF	600 $\pm$ 25%	0.25	800				
	NCB-H0805PU300TR300QYF	30 $\pm$ 25%	0.02	3000				
	NCB-H0805PU600TR300QYF	60 $\pm$ 25%	0.025	3000				
	NCB-H0805PU121TR250QYF	120 $\pm$ 25%	0.04	2500				
	NCB-H0805PU221TR200QYF	220 $\pm$ 25%	0.07	2000				
	NCB-H0805PU301TR150QYF	300 $\pm$ 25%	0.10	1500				
	NCB-H0805PU421TR100QYF	420 $\pm$ 25%	0.20	1000				
	NCB-H0805PU601TR080QYF	600 $\pm$ 25%	0.25	800				
1206	NCB-H1206PD190TR600QYF	19 $\pm$ 25%	0.01	6000	3.2 $\pm$ 0.20	1.6 $\pm$ 0.20	0.85 $\pm$ 0.2	0.5 $\pm$ 0.2
	NCB-H1206PD380TR500QYF	38 $\pm$ 25%	0.015	5000				
	NCB-H1206PD600TR400QYF	60 $\pm$ 25%	0.02	4000				
	NCB-H1206PD121TR250QYF	120 $\pm$ 25%	0.04	2500				
	NCB-H1206PD501TR200QYF	500 $\pm$ 25%	0.07	2000				
	NCB-H1206PD601TR150QYF	600 $\pm$ 25%	0.10	1500				
	NCB-H1206PU300TR600QYF	30 $\pm$ 25%	0.01	6000				
	NCB-H1206PU600TR400QYF	60 $\pm$ 25%	0.025	4000				
	NCB-H1206PU121TR300QYF	120 $\pm$ 25%	0.03	3000				
	NCB-H1206PU221TR200QYF	220 $\pm$ 25%	0.08	2000				
	NCB-H1206PU301TR200QYF	300 $\pm$ 25%	0.10	2000				
	NCB-H1206PU391TR200QYF	390 $\pm$ 25%	0.07	2000				
	NCB-H1206PU601TR150QYF	600 $\pm$ 25%	0.10	1500				
	NCB-H1206PU102TR050QYF	1000 $\pm$ 25%	0.30	500				
1806	NCB-H1806PU600TR600QYF	60 $\pm$ 25%	0.01	6000	4.5 $\pm$ 0.20	1.6 $\pm$ 0.2	1.6 $\pm$ 0.2	0.5 $\pm$ 0.2
	NCB-H1806PU720TR600QYF	72 $\pm$ 25%	0.01	6000				
	NCB-H1806PU181TR300QYF	180 $\pm$ 25%	0.025	3000				
	NCB-H1806PU471TR200QYF	470 $\pm$ 25%	0.05	2000				



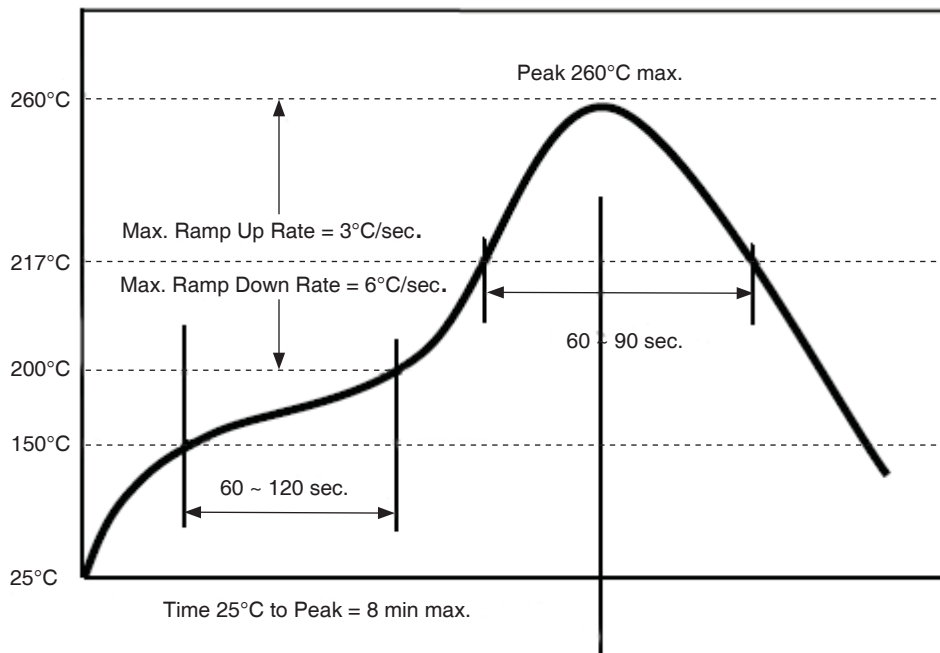








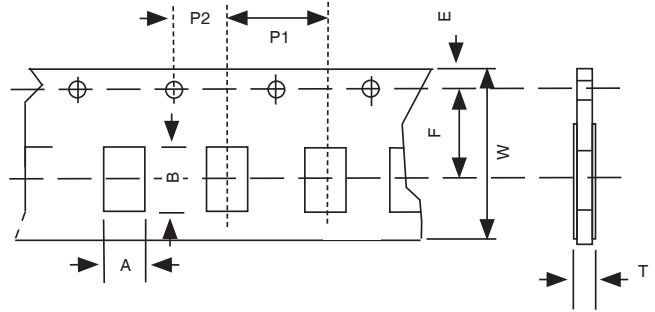
### REFLOW SOLDERING PROFILE



## TAPE DIMENSIONS (mm)

Dimensions	NCB-H0603P_QY	NCB-H0805P_QY
A	1.00 ± 0.2	1.50 ± 0.2
B	1.80 ± 0.2	2.30 ± 0.2
T	1.10 max.	1.10 max.
W	8.0 ± 0.3	
E	1.75 ± 0.1	
F	3.5 ± 0.05	
P1	4.0 ± 0.1	
P2	2.0 ± 0.1	
Chips/Reel	4,000	4,000
Fig.	1	1

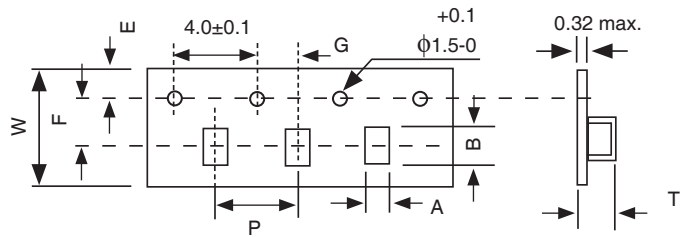
FIGURE 1 (PRESSED PAPER CARRIER)



## TAPE DIMENSIONS (mm)

Dimensions	NCB-H1206P_QY	NCB-H1806P_QY
A	1.88 ± 0.3	1.90 ± 0.3
B	3.5 ± 0.3	4.9 ± 0.3
T	1.27 max.	1.88 max
W	8.0 ± 0.3	12.0 ± 0.3
E	1.75 ± 0.1	
F	3.5 ± 0.05	5.5 ± 0.05
P	4.0 ± 0.1	
Chips/Reel	3,000	3,000
Fig.	2	2

FIGURE 2 (EMBOSSED PLASTIC CARRIER)



## REEL DIMENSIONS

Case Size	REEL DIMENSIONS (mm)				
	A	B	C	D	E
0603	178 ± 2.0	58 ± 2.0	10 ± 1.5	13.5 ± 0.2	2.45 ± 0.2
0805					
1206			14 ± 1.5		
1806					

