


3.0 mm×2.6 mm SMD Light Touch Switches

Type: **EVPAF**



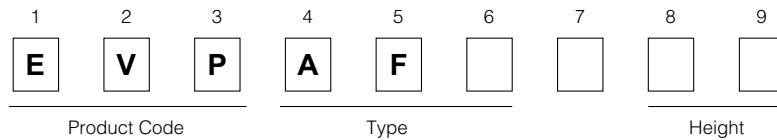
■ Features

- External dimensions: 3.0 mm×2.6 mm, Height 0.65 mm
- High operability
Equipped with an actuator (push plate)
- Low temperature use

■ Recommended Applications

- Operation switches for portable electronic equipment
(Mobile phone, Portable audio)

■ Explanation of Part Numbers



■ Specifications


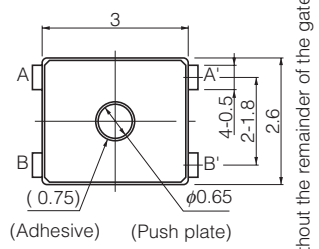
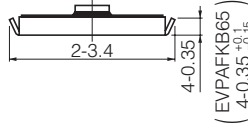
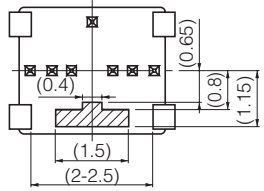
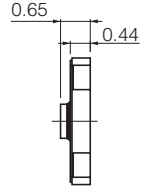
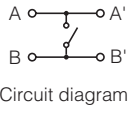
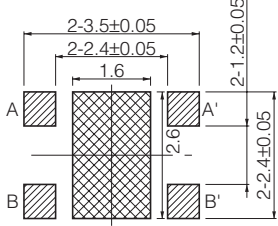



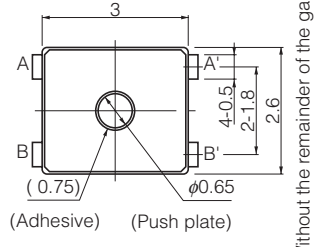
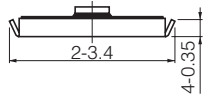
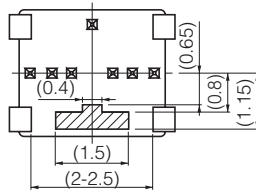
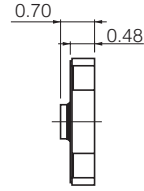
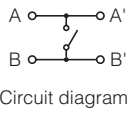
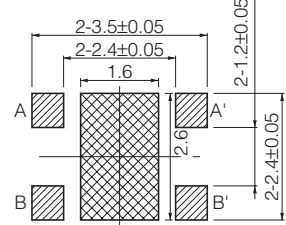


Type		Snap action/Push-on type SPST
Electrical	Rating	10 μ A 2 Vdc to 20 mA 15 Vdc (Resistive load)
	Contact Resistance	500 m Ω max.
	Insulation Resistance	50 M Ω min. (at 100 Vdc)
	Dielectric Withstanding Voltage	250 Vac for 1 minute
	Bouncing	10 ms max. (ON, OFF)
Mechanical	Operating Force	1.3 N, 1.6 N, 2.4 N, 3.4 N
	Travel	0.15 mm
Endurance	Operating Life	1.3 N, 1.6 N, 3.4 N : 100000 cycles min., 2.4 N : 500000 cycles min.
Operating Temperature		-40 °C to +85 °C
Storage Temperature		-40 °C to +85 °C (Bulk) -20 °C to +60 °C (Taping)
Minimum Quantity/Packing Unit		8000 pcs. Embossed Taping (Reel Pack)
Quantity/Carton		40000 pcs.

Note: Non washable

Design and specifications are each subject to change without notice. Ask factory for the current technical specifications before purchase and/or use.
Should a safety concern arise regarding this product, please be sure to contact us immediately.

00 Oct. 2012

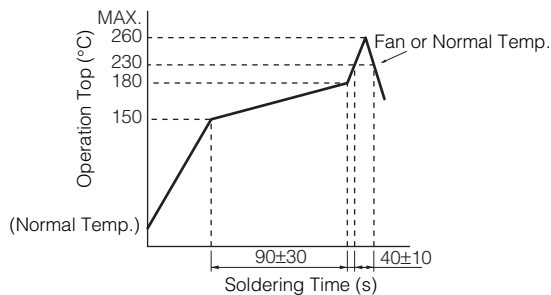
■ Dimensions in mm (not to scale)

<p>No. 1</p> <p>EVPAF (Embossed Taping) With J-bent terminals</p> 	<div style="display: flex; justify-content: space-between;"> <div style="width: 45%;">    </div> <div style="width: 45%;">    <p>PWB land pattern for reference Part of A-A' terminal is exposed at  area. Any land pattern or vias shall not be provided at  area.</p> </div> </div>		
<p>Part Numbers</p>	<p>Operating Force</p>	<p>Height</p>	<p>Operating Life</p>
<p>EVPAFKB65</p>	<p>1.3 N</p>	<p>0.65 mm</p>	<p>100000 cycles</p>
<p>EVPAFFB65</p>	<p>1.6 N</p>	<p>0.65 mm</p>	<p>100000 cycles</p>
<p>No. 2</p> <p>EVPAF (Embossed Taping) With J-bent terminals</p> 	<div style="display: flex; justify-content: space-between;"> <div style="width: 45%;">    </div> <div style="width: 45%;">    <p>PWB land pattern for reference Part of A-A' terminal is exposed at  area. Any land pattern or vias shall not be provided at  area.</p> </div> </div>		
<p>Part Numbers</p>	<p>Operating Force</p>	<p>Height</p>	<p>Operating Life</p>
<p>EVPAF5B70</p>	<p>3.4 N</p>	<p>0.7 mm</p>	<p>100000 cycles</p>
<p>EVPAF7B70</p>	<p>2.4 N</p>	<p>0.7 mm</p>	<p>500000 cycles</p>

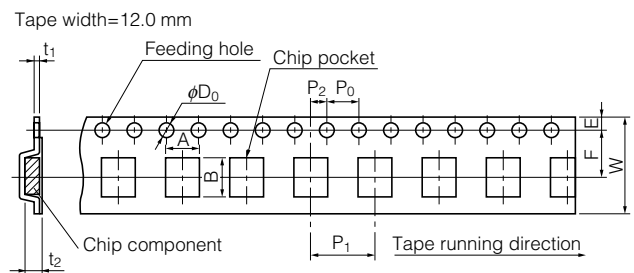
Design and specifications are each subject to change without notice. Ask factory for the current technical specifications before purchase and/or use.
Should a safety concern arise regarding this product, please be sure to contact us immediately.

No. 3 EVPAF Low profile (Embossed Taping) With J-bent terminals		(Without the remainder of the gate)		
			<p>PWB land pattern for reference</p> <p>Part of A-A' terminal is exposed at area. Any land pattern or vias shall not be provided at area.</p>	
Part Numbers	Operating Force	Height	Operating Life	
EVPOAFB65	1.6 N	0.65 mm	500000 cycles	
EVPAF7B65	2.4 N	0.65 mm	500000 cycles	
EVPAF5B65	3.4 N	0.65 mm	100000 cycles	

Recommended Reflow Soldering Conditions



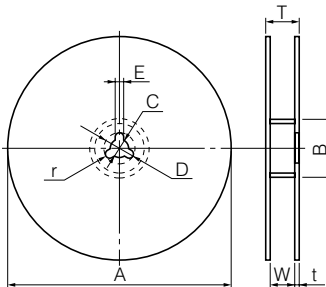
Embossed Carrier Taping



Part No.	Height	A	B	W	F	E	P1	P2	P0	D0 Dia	t1	t2
EVPAF EVPOAF	0.65/0.70	3.75±0.2	2.95±0.2	12.0±0.3	5.5±0.1	1.75±0.1	8.0±0.1	2.0±0.1	4.0±0.1	1.5±0.3	0.3±0.1	0.8±0.2

Unit: mm

Standard Reel Dimensions in mm (not to scale)



Item	A	B	C	D	E
Rate (mm)	φ380.0±2.0	φ80.0±1.0	φ13.0±0.5	φ21.0±1.0	2.0±0.5

Item	W	T	t	r
Rate (mm)	13.5±1.0	17.5±1.0	-	-

Recommended Shape of Test Pole

