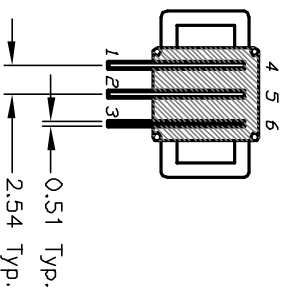
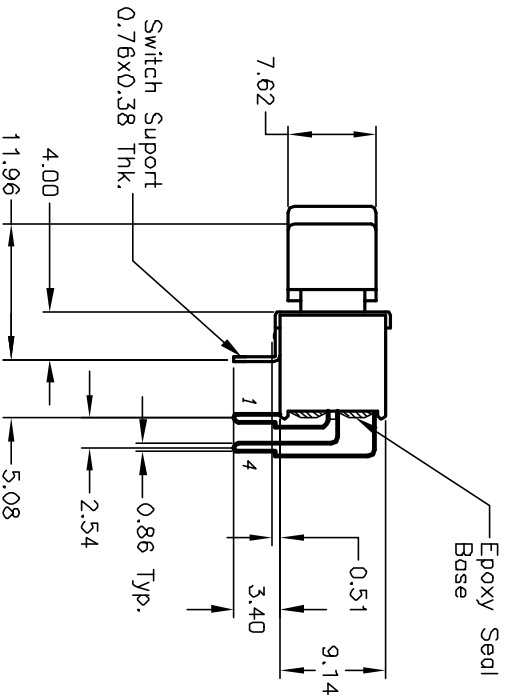
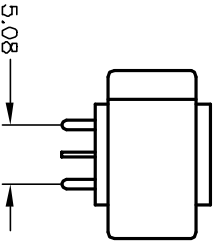
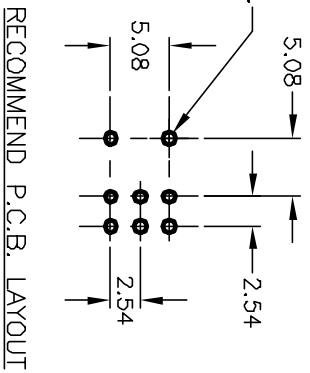
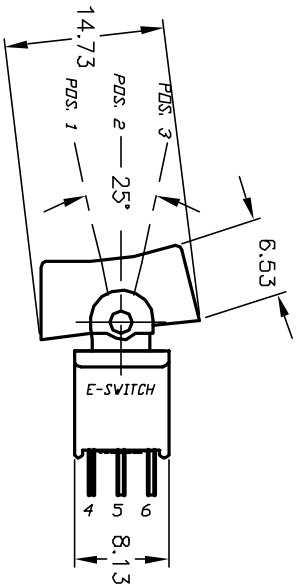


CIRCUIT: SPDT  
CONTACT CONFIGURATION

SWITCH FUNCTION		
POS. 1	POS. 2	POS. 3
DN	NONE	DN
2-3, 5-6	DPEN	2-1, 5-4



NOTES:

1. ALL DIMENSIONS IN MM
2. GENERAL TOLERANCE: 0.0=±0.4  
0.00=±0.25
3. TERM. NOS. FOR REF. ONLY
4. RATING: 3A, @120VAC or 28 VDC; 1A, @250VAC.
5. ELECTRICAL LIFE: 30,000 make-and-break cycles at full load.
6. INSULATION RESISTANCE: 1,000M Ohms min.
7. DIELECTRIC STRENGTH: 1,000 V RMS @sea level.
8. OPERATION TEMP.: -30°C to 85°C

**E-SWITCH®**

REV.	ECN No.	DESCRIPTION	DATE	CHKD
A	12767	RELEASED FOR PRODUCTION	5/4/00	MM

TITLE	SCALE	DATE	DR	DWG	REV
400A WMDP-1 R1 (Blk.) M6 Q E	1.5:1	5/4/00	MM	T450101	A

THE INFORMATION CONTAINED IN THIS DOCUMENT IS PROPRIETARY TO E-SWITCH AND IS NOT TO BE COPIED OR TRANSMITTED