

# cPCIS-ET2632(R)

3U CompactPCI Subsystem with 8-slot Backplane and 1 + 1 CompactPCI ETT Redundant Power Modules

1 Advanced I/O  
2 6U cPCI Blades  
3 6U cPCI Platforms  
4 3U cPCI Blades  
5 3U cPCI Platforms  
6 Industrial Computers  
7 Embedded Computing Systems  
8 IPC Accessories  
9 SSMS

**NEW**



**EXTENDED TEMPERATURE!**

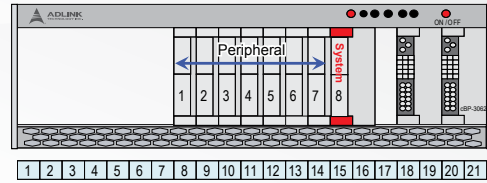
## Features

- 3U CompactPCI® backplane with seven peripheral slots and one system slot
- Temperature, voltage, and fan monitoring LEDs
- Supports current sharing on +5 V, +3.3 V, and +12 V
- 1 + 1 hot swappable 250 W + 250 W CompactPCI® power supplies
- PICMG® 2.11 47-pin power interface
- Hot-swappable cooling fans & filter
- Supports rear I/O backplane with P2 connectors for cPCI 50mm depth RTMs
- cPCI power supply support wide temperature range operation from -20°C to +70°C (-20°C to +50°C at full load with at least 400LFM air flow, power efficiency derating linearly to 50% at +70°C.)

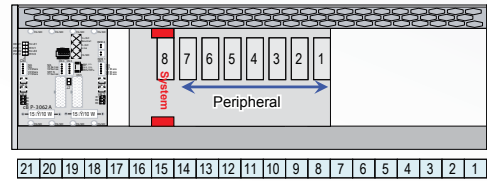
## Ordering Information

Model name	Description
cPCIS-ET2632	3U CPCI Rackmount & Portable sub-system w/ 4U Enclosure Cooling Fans, Alarm, 32-bit 8-slot BP and two ETT 3U PSUs.
cPCIS-ET2632R	3U CPCI Rackmount & Portable sub-system w/ 4U Enclosure Cooling Fans, Alarm, 32-bit 8-slot BP support rear I/O and two ETT 3U PSUs

Note: All models above do not include any system or peripheral boards.



cPCIS-ET2632 Inside Front View



cPCIS-ET2632R Inside Rear View

# cPCIS-2633/cPCIS-2833

3U CompactPCI® Subsystem with 13-slot Backplane, 2 + 1 CompactPCI® Redundant Power Modules



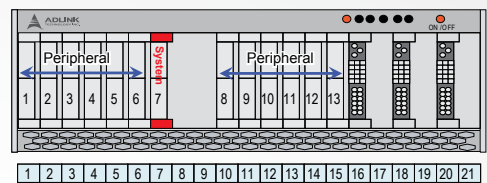
## Features

- 3U CompactPCI® backplane with 12 peripheral slots and one system slot
- 2 + 1 hot swappable 500 W + 250 W CompactPCI® Power supply (supports three 250 W PSUs)
- Temperature, voltage, and fan monitoring LEDs
- Supports current sharing on +5V, +3.3V, and +12V
- PICMG® 2.11 47-pin power interface
- Hot-swappable cooling fans & filter
- Supports rear I/O backplane with P2 connectors for cPCI 50mm/80mm depth RTMs

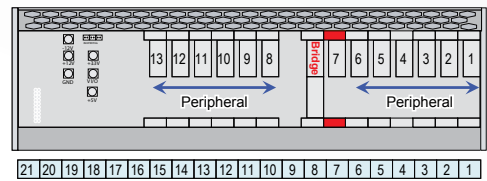
## Ordering Information

Model Name	System	Peripheral	Rear	Alarm Module	PSU QTY	PSU MAX	PICMG®
cPCIS-2633/cPCIS-2833	1	12	1 * only system slot	Yes	3	750 W (2 + 1)	2.0, 2.1, 2.11
cPCIS-2633R/cPCIS-2833R	1	12	13	Yes	3	750 W (2 + 1)	2.0, 2.1, 2.11

Notes: 1. All models above do not include any system or peripheral boards.  
2. One cPCI segment, removable PCI to PCI bridge card for bus extension, system slot in the middle.



cPCIS-2633R/cPCIS-2833R Inside Front View



cPCIS-2633R/cPCIS-2833R Inside Rear View