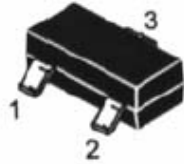




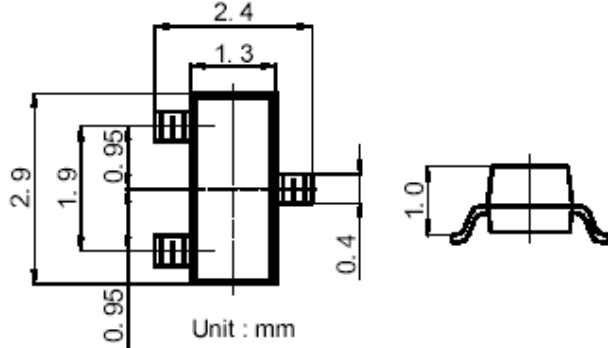
FMBD4148A/SE/CC/CA

Description

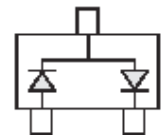
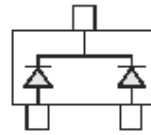
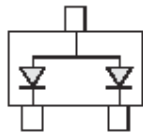
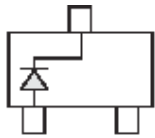


SOT-23

Mechanical Dimensions



Dimensions in mm



MARKING:

FMBD4148A:5H

FMBD4148CA :D6

FMBD4148CC :KD5

FMBD4148SE :D4

Maximum Ratings @T_A=25°C

Parameter	Symbol	Limits	Unit
Peak Repetitive Peak reverse voltage	V _{RRM}	100	V
Working Peak Reverse Voltage	V _{RWM}		
DC Blocking Voltage	V _R		
Forward Continuous Current	I _{FM}	200	mA
Power Dissipation	P _d	350	mW
Storage temperature	T _{STG}	-55-150	°C

Electrical Characteristics@T_A=25°C

Parameter	Symbol	Min.	Typ.	Max.	Unit	Conditions
Reverse Breakdown Voltage	V _{(BR)R1}	100			V	I _R =100μA
	V _{(BR)R2}	75			V	I _R =5μA
Forward voltage	V _F			1/1.25	V	I _F =10mA /150mA
Reverse current	I _{R1}			25	nA	V _R =25V
	I _{R2}			5	uA	V _R =75V
Diode Capacitance	C _D			4	pF	V _R =0V,f=1MHz
Reverse Recovery Time	t _{rr}			4	nS	I _F =10mA,V _R =6V I _{rr} =0.1X I _R ,R _L =100Ω

Typical Characteristics

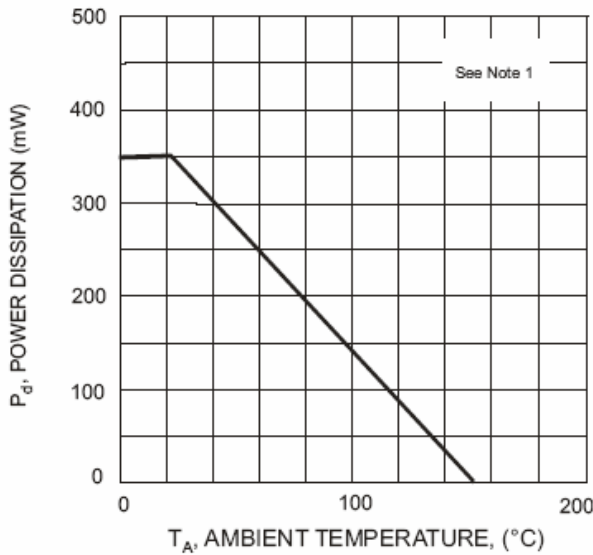


Fig. 1 Power Derating Curve

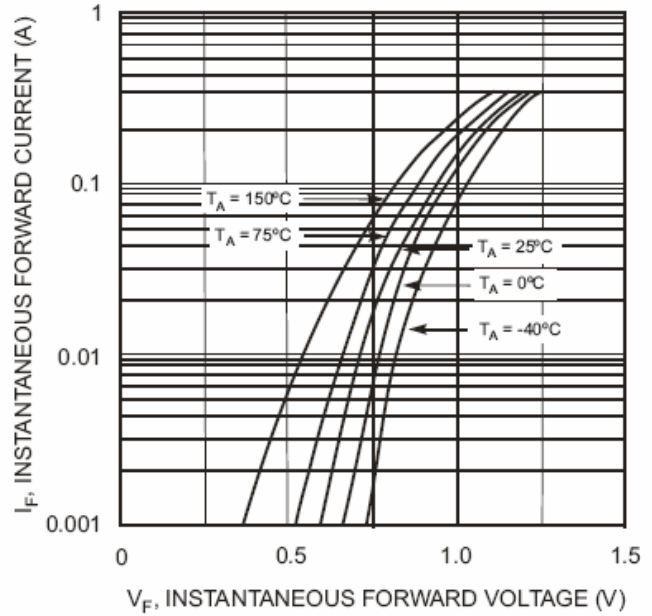


Fig. 2 Forward Characteristics

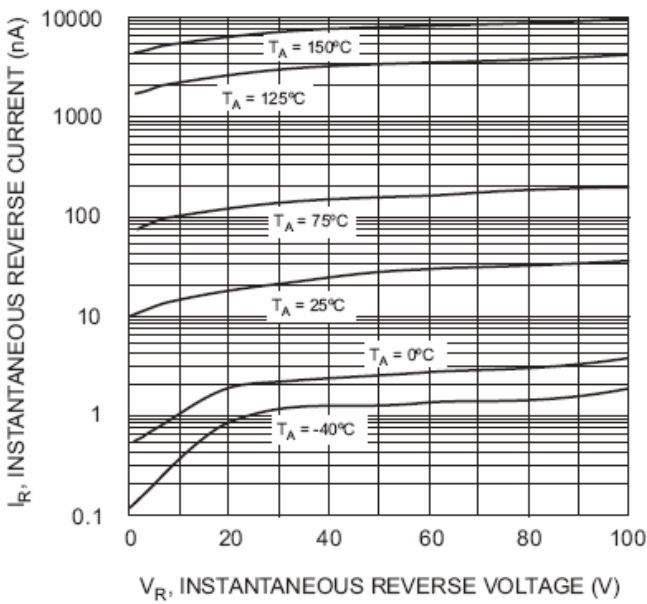


Fig. 3 Typical Reverse Characteristics

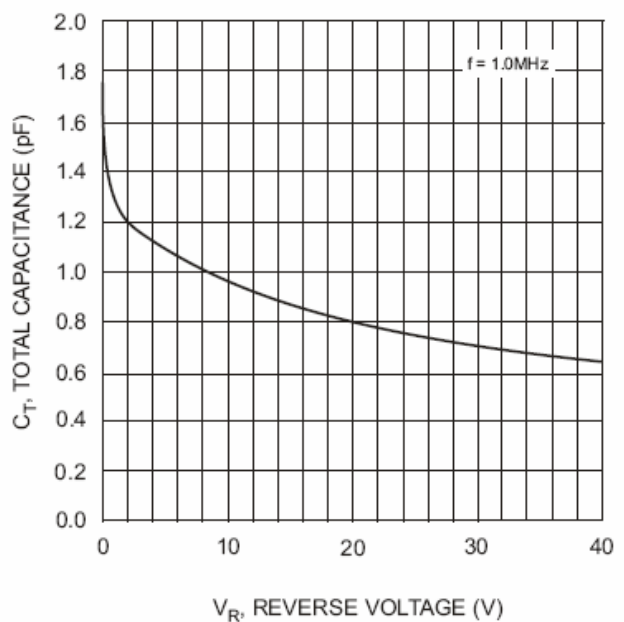


Fig. 4 Typical Capacitance vs. Reverse Voltage