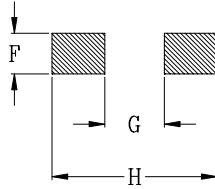
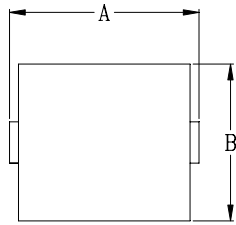




DELTA P/N : HCB1060 Series

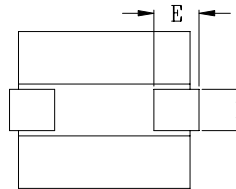
Mechanical dimensions



PCB LAYOUT

Dimensions (Unit : mm)

A	10.0 MAX
B	8.2 MAX
C	6.0 MAX
D	2.2
E	2.5
F	2.7
G	4.0
H	10.5



Electrical Characteristics

Delta P/N	L^1 (nH)	Li (nH)	DCR (mΩ)	I_{sat}^2 (A)	I_r^3 (A)
HCB1060-161	160	128	0.45 ± 8%	60	40
HCB1060-181	180	144		52	
HCB1060-211	210	168		45	

1. Tolerance of inductance : ± 20%
2. I_{sat} is the DC current which cause the inductance drop to Li
3. I_r is the DC current which cause the surface temperature of the part increase approximately 40 .
4. Operating temperature: -40 to 125 (Self-temperature rise included).