



A. Electrical Specifications:

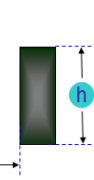
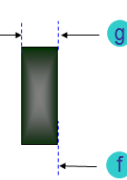
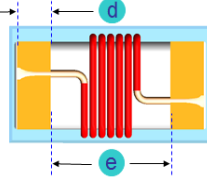
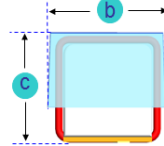
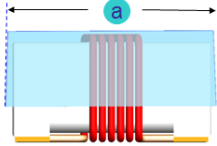
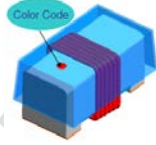
P/N	L (nH)	L Test Freq. (MHz)	Tol.	Q Min.	Q Test Freq. (MHz)	SRF Min. (GHz)	DCR Max. Ω	I rms. Max.(mA)	Color code
0805CP-2N2_	2.20	250	K, J	35	1500	3.00	0.08	600	White
0805CP-2N7_	2.70	250	K, J	35	1000	6.00	0.03	600	Brown
0805CP-2N8_	2.80	250	K, J	80	1000	7.90	0.06	800	Gray
0805CP-2N9_	2.90	250	K, J	50	1000	4.70	0.05	600	Blue
0805CP-3N0_	3.00	250	K, J	65	1500	7.90	0.06	800	White
0805CP-3N3_	3.30	250	K, J	50	1500	7.90	0.08	600	Black
0805CP-5N6_	5.60	250	K, J	65	1000	5.50	0.08	600	Violet
0805CP-6N8_	6.80	250	K, J	50	1000	5.50	0.11	600	Brown
0805CP-7N5_	7.50	250	K, J	50	1000	4.50	0.14	600	Green
0805CP-8N2_	8.20	250	K, J, G	50	1000	4.70	0.12	600	Red
0805CP-10N_	10.0	250	K, J, G	60	500	4.20	0.10	600	Red
0805CP-11N_	11.0	700	K, J, G	45	500	3.00	0.15	600	Orange
0805CP-12N_	12.0	250	K, J, G	50	500	4.00	0.15	600	Orange
0805CP-15N_	15.0	250	K, J, G	50	500	3.40	0.17	600	Yellow
0805CP-18N_	18.0	250	K, J, G	50	500	3.30	0.20	600	Green
0805CP-22N_	22.0	250	K, J, G	55	500	2.60	0.22	500	Blue
0805CP-24N_	24.0	250	K, J, G	50	500	2.00	0.22	500	Gray
0805CP-27N_	27.0	250	K, J, G	55	500	2.50	0.25	500	Violet
0805CP-33N_	33.0	250	K, J, G	60	500	2.05	0.27	500	Gray
0805CP-36N_	36.0	250	K, J, G	55	500	1.70	0.27	500	Yellow
0805CP-37N_	37.0	350	K, J, G	40	500	1.80	0.27	500	Green
0805CP-38N_	38.0	350	K, J, G	40	500	1.80	0.27	500	Blue
0805CP-39N_	39.0	250	K, J, G	60	500	2.00	0.29	500	White
0805CP-43N_	43.0	200	K, J, G	60	500	1.65	0.34	500	Yellow
0805CP-47N_	47.0	200	K, J, G	60	500	1.65	0.31	500	Black
0805CP-56N_	56.0	200	K, J, G	60	500	1.55	0.34	500	Brown
0805CP-68N_	68.0	200	K, J, G	60	500	1.45	0.38	500	Red
0805CP-82N_	82.0	150	K, J, G	65	500	1.30	0.42	400	Orange
0805CP-91N_	91.0	150	K, J, G	65	500	1.20	0.48	400	Black
0805CP-R10_	100	150	K, J, G	65	500	1.20	0.46	400	Yellow
0805CP-R11_	110	150	K, J, G	50	500	1.00	0.48	400	Brown
0805CP-R12_	120	150	K, J, G	50	250	1.10	0.51	400	Green
0805CP-R15_	150	100	K, J, G	50	250	0.920	0.56	400	Blue
0805CP-R18_	180	100	K, J, G	50	250	0.870	0.64	400	Violet
0805CP-R20_	200	100	K, J, G	50	250	0.860	0.68	400	Red
0805CP-R22_	220	100	K, J, G	50	250	0.850	0.70	400	Gray
0805CP-R24_	240	100	K, J, G	44	250	0.690	1.00	350	Red
0805CP-R25_	250	100	K, J, G	45	250	0.660	1.20	350	Yellow
0805CP-R27_	270	100	K, J, G	48	250	0.650	1.00	350	White
0805CP-R30_	300	100	K, J, G	25	250	0.450	1.40	300	Gray
0805CP-R33_	330	100	K, J, G	48	250	0.600	1.40	310	Black
0805CP-R36_	360	100	K, J, G	35	250	0.400	0.90	300	Orange
0805CP-R39_	390	150	K, J, G	48	250	0.560	1.50	290	Brown
0805CP-R43_	430	100	K, J, G	25	100	0.400	1.70	190	White
0805CP-R47_	470	50	K, J	33	100	0.375	1.76	250	Violet
0805CP-R56_	560	25	K, J	23	50	0.340	1.90	230	Orange
0805CP-R62_	620	25	K, J	23	50	0.220	2.20	210	Yellow
0805CP-R68_	680	25	K, J	23	50	0.188	2.20	190	Green
0805CP-R82_	820	25	K, J	23	50	0.215	2.35	180	Brown

0805CP has first inductance color code only.

B. Dimensions: mm (Inch)

Series	a	b	c	d	e	f	g	h
0805CP	2.29(0.090)	1.73 (0.068)	1.52 (0.060)	0.51(0.020)	1.02(0.040)	0.76 (0.030)	1.02 (0.040)	1.78 (0.070)

Tol. Max. Max. Max. Typ. Typ. Typ. Typ. Typ.



C. General Information:

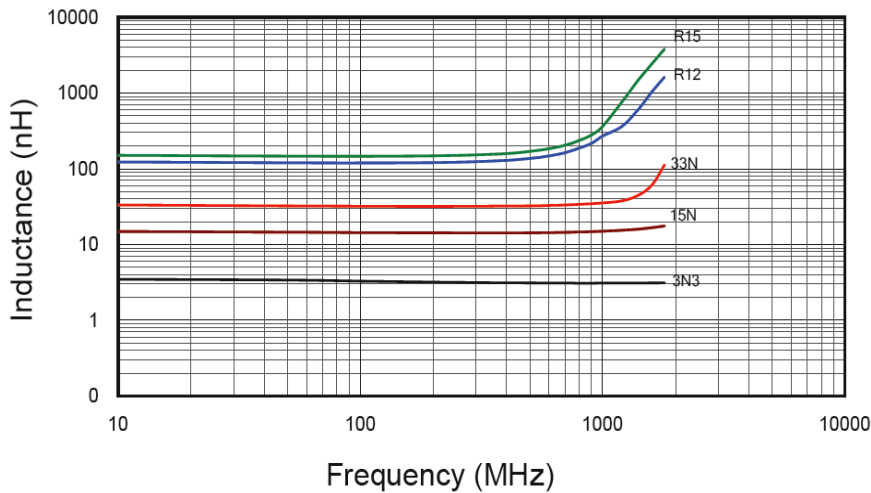
1. P/N: 0805CP-xxx_, “0805CP” = Size Type, “xxx” = Inductance, “_” = Tolerance.
2. Tolerance “_” : K: ± 10%, J: ± 5%, G: ± 2%.
3. Small and lightweight surface mounting type.
4. High Q at high frequency & High self-resonance frequency.
5. For 15°C Temperature Rise at 25°C ambient.
6. Inductance & Q measured with HP4291B Impedance Analyzer.
7. SRF measured using the HP8720D or HP8753E Network Analyzer.
8. DCR measured using the 16502 milliohm meter.
9. Operating temperature: -40°C to +125°C.
10. This series has no color code due to the size is small.
11. Inductance and Current Range: From 2.2 nH (600mA) to 820 nH (180 mA)
12. SRF: From 188 MHz to 7900 MHz
13. MSL: Level 1.

D. Applications:

1. Game Consoles
2. Set Top Boxes
3. Cables Modems
4. Computers
5. Mobile Communication Devices (Cell Phones, Radios, etc.)
6. RF Filters

E. Characteristics Curve:

Inductance vs. Frequency





0805CP Series – SMD WIRE WOUND CERAMIC CHIP INDUCTORS

Rev. A

Typical Q vs. Frequency

