

NOTES: UNLESS OTHERWISE SPECIFIED  
 1. FOR GENERAL SERIES SPECIFICATIONS SEE SD35-0000.

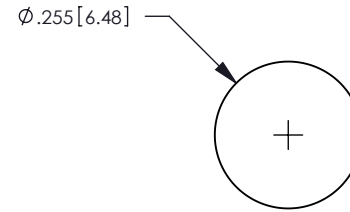
2. MATERIAL SPECIFICATIONS:  
 CONTACT & SNAP-IN: COPPER ALLOY.  
 ALL OTHER METAL PARTS: BRASS PER ASTM B16.  
 INSULATOR: TEFLON PER ASTM D1710.

3. FINISH SPECIFICATIONS:  
 BODY: .000015 MIN GOLD PER ASTM B488 OVER .000080 MIN NICKEL PER AMS-QQ-N-290 (RoHS).  
 CONTACT: .000030 MIN GOLD PER ASTM B488 OVER .000080 MIN NICKEL PER AMS-QQ-N-290 (RoHS).  
 ALL OTHER METAL PARTS: .000005 MIN GOLD PER ASTM B488 OVER .000080 MIN NICKEL PER AMS-QQ-N-290 (RoHS).

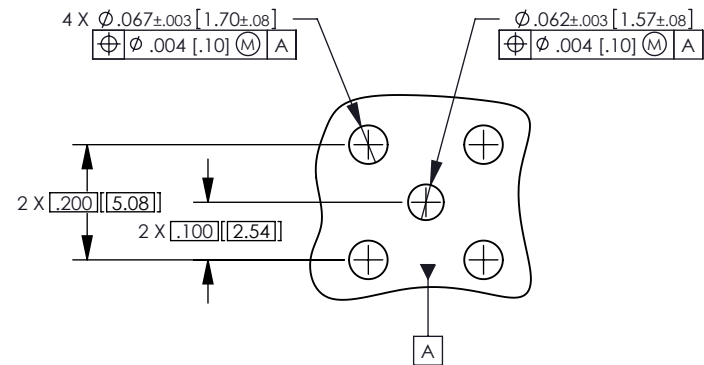
4. WASHER AND NUT MUST BE PURCHASED SEPARATELY.

5. SEE SALES DRAWING FOR WASHER AND NUT SPECIFICATIONS (REFER TO SD00-8034G005 AND SD00-5003G005).

REV	DESCRIPTION	BY DATE	APPD
B	REVISED PER ER20757	DW 12/08/09	CFC

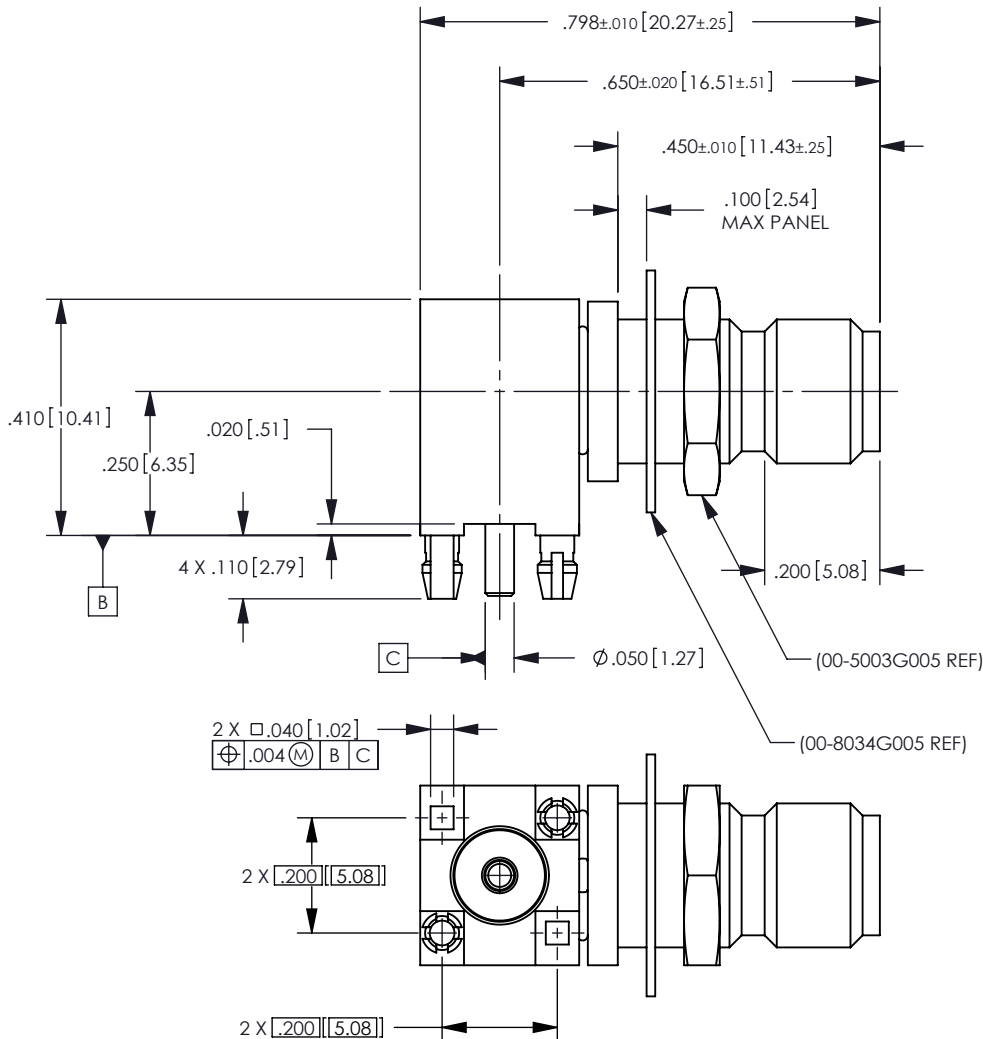


RECOMMENDED MOUNTING HOLE



RECOMMENDED PCB LAYOUT  
 PCB THICKNESS: .056~.069

CATALOG P/N: 035B-060-00401H



PER ASME Y14.5M-1994 UNLESS OTHERWISE SPECIFIED: DIMENSIONS ARE IN INCHES [MM] TOLERANCES: DECIMAL: .XX [X.X] ± .01 [0.3] .XXX [X.XX] ± .005 [0.13] .XXXX [X.XXX] ± .XXXX ANGLES: ± 2° SCALE: 3:1		Winchester Electronics Corporation 62 Barnes Industrial Road North Wallingford, Connecticut 06492	
<b>CUSTOMER SALES DRAWING</b>		THIRD ANGLE 	
DRAWN DW	DATE 05/13/09	APPROVED Dcam	DATE 05/15/09
APPROVED XXX	DATE XX/XX/XX	APPROVED XXX	DATE XX/XX/XX
<b>A</b>		<b>B</b>	

R/A PCB MOUNT SMA JACK  
 WITH DUAL BOARD LOCKS

SD035B-060-00401H SHT OF REV  
 1 1 B