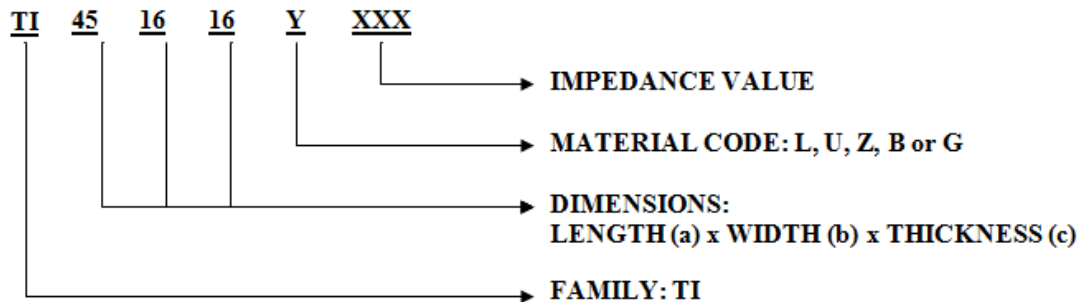


### A. Electrical Specifications:

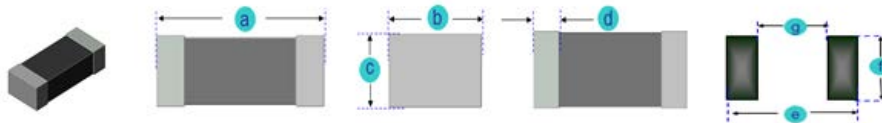
P/N	Impedance ( $\Omega$ ) $\pm 25\%$ @100MHz	DCR Max.( $\Omega$ )	I rms. Max. (A)
TI451616U600	60	0.010	8.0
TI451616U750	75	0.020	6.0
TI451616U800	80	0.030	4.0
TI451616U121	120	0.040	3.0
TI451616U181	180	0.025	3.0
TI451616U471	470	0.090	2.0
TI451616Z600	60	0.010	6.0
TI451616Z800	80	0.050	3.0
TI451616Z181	180	0.025	3.0
TI451616Z471	470	0.090	2.0

### B. Part Number Key:



### C. Dimensions: mm (Inch)

Series	a	b	c	d	e	f	g
TI451616(1806)	4.5 (0.177)	1.6(0.063)	1.6(0.063)	0.5(0.020)	5.80 (0.228)	1.80(0.071)	2.00 (0.079)
Tol.	$\pm 0.2$ (0.008)	$\pm 0.2$ (0.008)	$\pm 0.2$ (0.008)	$\pm 0.3$ (0.012)	Typ.	Typ.	Typ.



### D. Materials:

ITEM	UNIT	Material Code				
		L	B	G	U	Z
Initial Permeability ( $\mu$ iac):	----	25	45	110	200	500
Maximum Permeability ( $\mu$ m):	----	125	125	250	450	900
Saturation Flux Density at 10 Oe:	Gauss	2000	2000	1700	1400	1500
Curie Temperature( $T_c$ ):	$^{\circ}\text{C}$	>200	>200	>130	>100	>130
Volume Resistivity ( $\rho$ ):	$\Omega\text{-m}$	100000	100000	100000	100000	100000
Temperature Coefficient:	1/10000 $^{\circ}\text{C}$	10	10	13	5	12
Density:	g/cm <sup>3</sup>	4.8	4.8	4.8	4.8	4.8

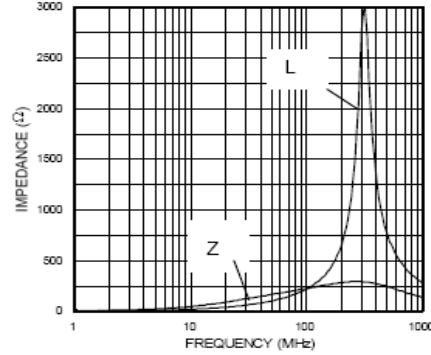
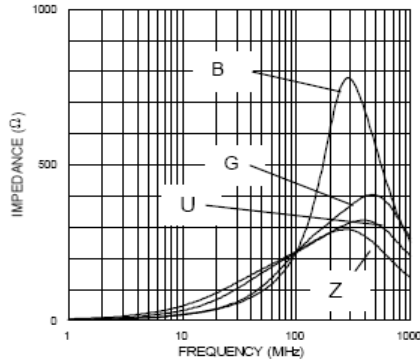
### E. Impedance Characteristics of Materials:

- Z Material is for applications whose blocking regions are near 100 MHz.
- L Material, an improvement of B Material has sharp impedance characteristic at high frequency.
- G Material is for application whose signal frequency is far from the cut off region. Suitable for application requires low insertion loss at high frequency.
- Different materials are available for different application range.
- With one material, higher impedance has sharper characteristics.
- Please confirm the signal wave form to choose suitable products.



## TI451616 (1806) Series SMD MULTILAYER FERRITE CHIP BEADS (HIGH CURRENT)

Rev. A



### F. General Information:

1. TI451616-yxxx, “TI” = Type, “45” = Length, “16” = Width, “16” = Thickness, “y” = Material, “xxx” = Impedance.
2. Tolerance:  $\pm 25\%$
3. Small and lightweight surface mounting type
4. High-density packaging with a pitch of 2.54 mm (0.1 inch) max. is possible. This series requires less space and have greater EMI suppression effects.
5. Excellent in physical properties, such as terminal strength, flexure strength, soldering resistance and solder-ability.
6. Applicable to both flow and IR reflow soldering.
7. High impedance covers wide frequency ranges.
8. TI series can be used in high current circuits due to its low DC resistance.
9. Operating temperature:  $-40^{\circ}\text{C}$  to  $+125^{\circ}\text{C}$
10. Impedance and Current range: From 60  $\Omega$  (8000 mA) to 470  $\Omega$  (2000 mA)
11. Unspecified values available on request.
12. MSL: Level 1.

### G. Applications:

1. Game Consoles
2. Set Top Boxes
3. Cables Modems
4. Computers
5. Mobile Communication Devices (Cell Phones, Radios, etc.)