



PRESSURE SENSORS

Product Number: SM5102

HIGHLIGHTS


- Small profile
- High volume, low cost for OEM use
- Mountable on ceramic or PCB substrates
- Available for proprietary and custom packaging

TYPICAL APPLICATIONS

- Altimeters and Barometers
- Tire Gauges
- Medical Instrumentation
- Industrial Controls
- Home Appliances
- Weather Stations
- Diving Modules
- Engine Controls
 - Manifold Absolute Pressure (MAP)
 - Barometric Absolute Pressure (BAP)

FEATURES

- High Volume, Low Cost
- Gage and Absolute Configurations
- Constant Current or Constant Voltage Drive
- Millivolt Output
- Available in 5, 15, 30, 60, and 100 PSI Ranges
- Ratiometric with Supply Voltage up to 10 V



DESCRIPTION

The SM5102 is a silicon micro-machined, piezoresistive pressure sensing chip. These devices are available in full-scale ranges from 5 to 100 PSI and are ideal for OEM and high-volume applications.

Provided in die form, these sensors can be mounted on ceramic or PC board substrates as part of an OEM system. They also may be packaged into proprietary or application specific sensor lines.

Dies are electrically probed, diced, inspected, and shipped on tape.



Product Number: SM5102

ABSOLUTE MAXIMUM RATING TABLE FOR SM5102 DIE

All parameters are specified at $V_{SUPPLY} = 5.00$ V DC supply at room temperature, unless otherwise noted.

No.	Characteristic	Symbol	Minimum	Typical	Maximum	Units
1	Excitation Voltage ^(a)	V_{SUPPLY}	—	5	10	V
2	Excitation Current ^(a)	I_{SUPPLY}	—	1.5	3	mA
3	Proof Pressure ^(b)	P_{PROOF}	3×	—	—	FS P_{RANGE}
4	Burst Pressure ^(b)	P_{BURST}	5×	—	—	FS P_{RANGE}
5	Operating Temperature ^(b)	T_{OP}	-40	—	+125	°C
6	Storage Temperature ^(b)	T_{STG}	-55	—	+125	°C

NOTES:

(a) Bridge may be driven with positive or negative voltage as long as V_{sub} is not connected.

(b) Tested on a sample basis

OPERATING CHARACTERISTICS FOR SM5102 DIE

All parameters are specified at $V_{SUPPLY} = 5.00$ V DC supply at room temperature, unless otherwise noted.

No.	Characteristic	Symbol	Minimum	Typical	Maximum	Units
7	FS Span (5 PSI) ^(b, c)	V_{SPAN}	75	100	125	mV
8	FS Span (15 PSI) ^(b, c)	V_{SPAN}	115	145	175	mV
9	FS Span (30 PSI) ^(b, c)	V_{SPAN}	130	165	195	mV
10	FS Span (60 PSI) ^(b, c)	V_{SPAN}	130	180	220	mV
11	FS Span (100 PSI) ^(b, c)	V_{SPAN}	130	200	250	mV
12	Zero Offset	V_{OFFSET}	-50	0	+50	mV
13	TC Span ^(b)	TCS	-24	-19	-15.5	%FS/100°C
14	TC Zero Offset ^(b)	TCZ	-7	-1	+7	%FS/100°C
15	TC Resistance ^(b, c)	TCR	24	27.5	33	% R_B /100°C
16	Linearity ^(b, d)	NL	-0.3	±0.05	0.3	%FS
17	Bridge Resistance	R_B	2.80	3.45	4.00	kΩ

NOTES:

(a) Bridge may be driven with positive or negative voltage as long as V_{sub} is not connected.

(b) Tested on a sample basis.

(c) Determined by measurements taken at 25°C and 75°C.

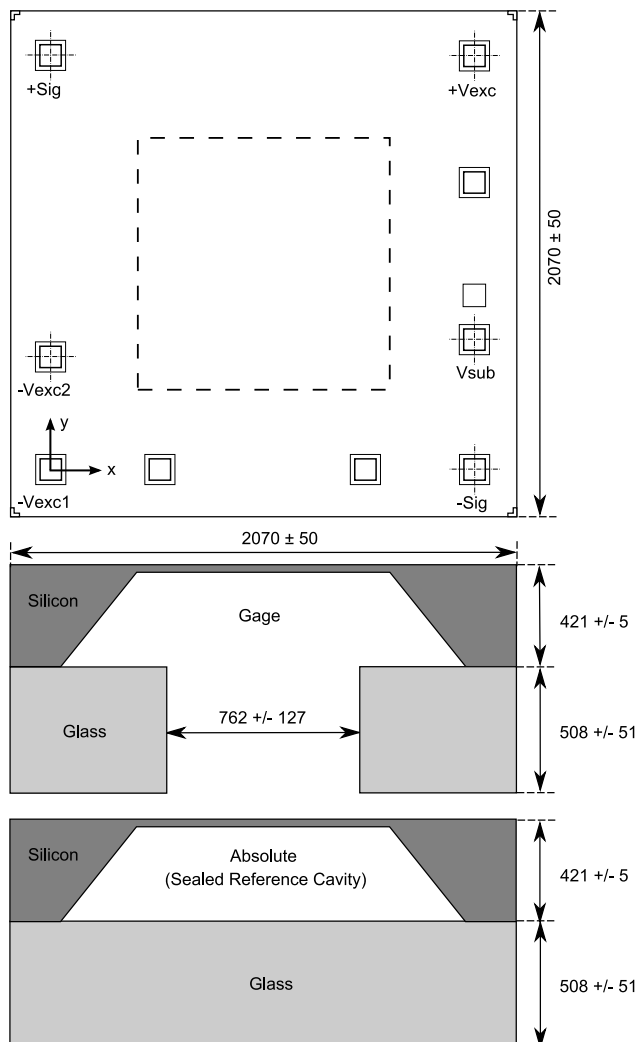
(d) Defined as best fit straight line.

QUALIFICATION STANDARDS

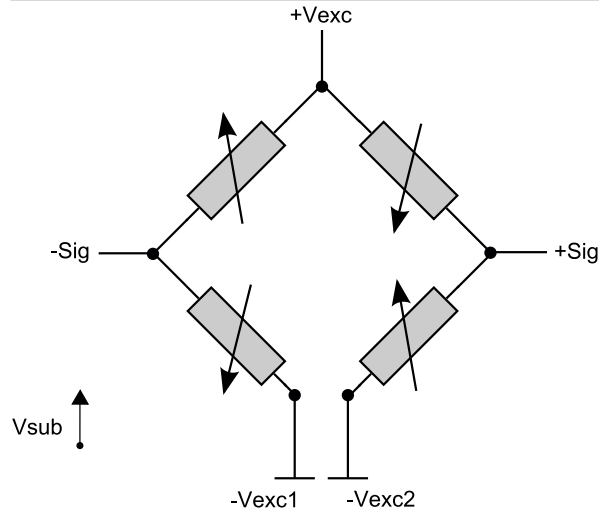
→ For qualification specifications, please contact Sales at sales@si-micro.com

Product Number: SM5102

SM5102 Diagrams and Dimensions



SM5102 Pad-Out



Protected under USA Mask Copyright. All Rights Reserved

Typical Operation

PAD DESCRIPTION	TYPE	VALUE
-Vexc1	Power	0 V
+Vexc	Power	+5 V
+Sig	Analog Out	-
-Vexc2	Power	0 V
-Sig	Analog Out	-
Vsub	Power	+5 V

Pad Sizes = 100 x 100

Coordinates (x, y)

-Vexc1:	(0, 0)
-Sig:	(1750, 0)
-Vexc2:	(0, 429)
Vsub	(1750, 496)
+Sig	(0, 1692)
+Vexc	(1750, 1692)

All dimensions are in Micron

Ordering information

Order Code	Full-Scale Pressure Range	Pressure Type	Minimum Order Quantity (MOQ)
SM5102-005-GX	5 PSI / 34.5 kPa	Gage	2 Wafers ≈ 2,200 Die Per Wafer (Actual die quantity subject to +/- 10% yield variance)
SM5102-015-GX	15 PSI / 103.4 kPa	Gage	
SM5102-015-AX	15 PSI / 103.4 kPa	Absolute	
SM5102-030-GX	30 PSI / 206.8 kPa	Gage	
SM5102-030-AX	30 PSI / 206.8 kPa	Absolute	
SM5102-060-GX	60 PSI / 413.4 kPa	Gage	
SM5102-060-AX	60 PSI / 413.4 kPa	Absolute	
SM5102-100-GX	100 PSI / 689 kPa	Gage	
SM5102-100-AX	100 PSI / 689 kPa	Absolute	

For samples, please contact: sales@si-micro.com

Product Number: SM5102

Silicon Microstructures Warranty and Disclaimer:

Silicon Microstructures, Inc. reserves the right to make changes without further notice to any products herein and to amend the contents of this data sheet at any time and at its sole discretion.

Information in this document is provided solely to enable software and system implementers to use Silicon Microstructures, Inc. (SMI) products and/or services. No express or implied copyright licenses are granted hereunder to design or fabricate any silicon-based microstructures based on the information in this document.

SMI makes no warranty, representation, or guarantee regarding the suitability of its products for any particular purpose, nor does SMI assume any liability arising out of the application or use of any product or silicon-based microstructure, and specifically disclaims any and all liability, including without limitation consequential or incidental damages. "Typical" parameters which may be provided in SMI's data sheets and/or specifications can and do vary in different applications and actual performance may vary over time. All operating parameters, including "Typicals", must be validated for each customer application by customer's technical experts. SMI does not convey any license under its patent rights nor the rights of others. SMI makes no representation that the circuits are free of patent infringement. SMI products are not designed, intended, or authorized for use as components in systems intended for surgical implant into the body, or other applications intended to support or sustain life, or for any other application in which the failure of the SMI product could create a situation where personal injury or death may occur. Should Buyer purchase or use SMI products for any such unintended or unauthorized application, Buyer shall indemnify and hold SMI and its officers, employees, subsidiaries, affiliates, and distributors harmless against all claims, costs, damages, and expenses, and reasonable attorney fees arising out of, directly or indirectly, any claim of personal injury or death associated with such unintended or unauthorized use, even if such claim alleges that SMI was negligent regarding the design or manufacture of the products.

SMI warrants goods of its manufacture as being free of defective materials and faulty workmanship. SMI standard product warranty applies unless agreed to otherwise by SMI in writing. Please refer to your order acknowledgement or contact SMI directly for specific warranty details. If warranted goods are returned to SMI during the period of coverage, SMI will repair or replace, at its option, without charge those items it finds defective. The foregoing is buyer's sole remedy and is in lieu of all warranties, expressed or implied, including those of merchantability and fitness for a particular purpose. In no event shall SMI be liable for consequential, special, or indirect damages.

While SMI may provide application assistance to aid its customers' design process, it is up to each customer to determine the suitability of the product for its specific application. The information supplied by SMI is believed to be accurate and reliable as of this printing. However, SMI assumes no responsibility for its use. SMI assumes no responsibility for any inaccuracies and/or errors in this publication and reserves the right to make changes to any products or specifications herein without further notice.

Silicon Microstructures, Inc.™ and the Silicon Microstructures, Inc. logo are trademarks of Silicon Microstructures, Inc. All other service or product names are the property of their respective owners.

© Silicon Microstructures, Inc. 2001-2013. All rights reserved.