

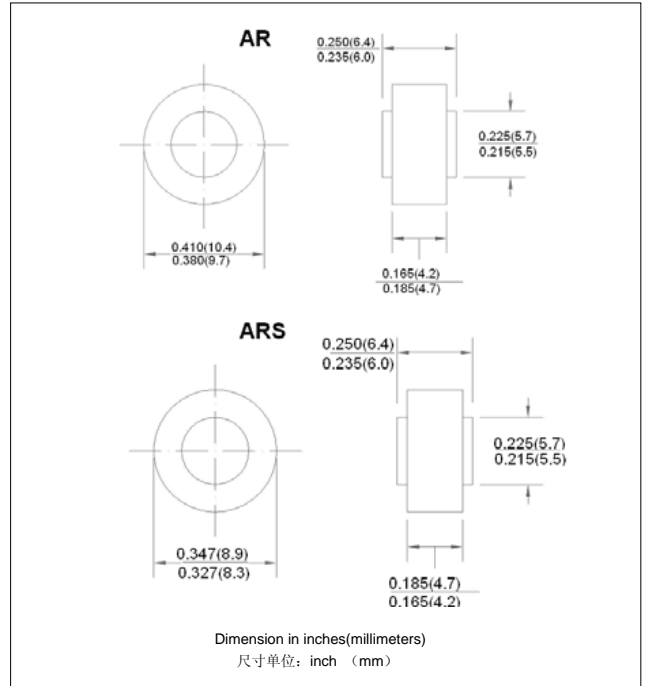


**特性: FEATURES**

- ◆大电流承受能力.High current capability
- ◆低成本.Low cost
- ◆扩散烧结. Diffused junction
- ◆正向压降低.Low forward voltage drop
- ◆低漏电. Low leakage current
- ◆高浪涌承受能力.High surge current capability
- ◆高温焊接保证: 250°C/10 秒.High temperature soldering guaranteed:  
250°C for 10 seconds

**机械性能: MECHANICAL DATA**

- ◆ 封 装: 模塑 AR/ARS 封装.Case: AR/ARS molded plastic
- ◆ .端 子: 镀锡端子, 可焊接性符合MIL-STD-750,方法2026.  
Terminals: Solder plated, solderable per MIL-STD-750 Method 2026
- ◆ 极 性: 用阴极色带表示. Polarity : indicated by cathode band
- ◆ 安装位置: 任意.Mounting Position: Any
- ◆ 重 量: 1.8 克. Weight: 1.8 grams (0.07ounce)



极限值和电参数

TA= 25°C除非另有规定. 单相,正半弦波,60HZ,阻抗或电感负载.为电容装载,减少电流的 20%

**MAXIMUM RATINGS AND ELECTRICAL CHARACTERISTICS**

Rating at 25°C Ambient temp. Unless otherwise specified.Single phase, half sine wave, 60HZ,resistive or inductive load.

型 号 TYPE	符 号	ARB/ARSB50L	ARB/ARSB50M	ARB/ARSB50H	单 位
最大峰值反向电压 Maximum Current Peak Reverse Voltage	$V_{RRM}$	16	20	28	V
最大反向有效值电压 Working Peak Reverse Voltage	$V_{RMS}$	16	20	28	V
最大直流截止电压 Maximum DC Blocking Voltage	$V_{DC}$	16	20	28	V
击穿电压最小值 Breakdown voltage Min@IBR=100mA/TA=25°C	$V_{BRL}$	20	24	36	V
击穿电压最大值 Breakdown voltage Max@IBR=100mA/TA=25°C	$V_{BRH}$	26	32	42	V
最大正向平均整流电流Ta=125°C, Maximum Average Forward Rectified Current	$I_{F(AV)}$	50			A
峰值正向浪涌电流 Peak Forward Surge Current 8.3ms Single Sine-wave on Rated Load (JEDEC Method)	$I_{FSM}$	500			A
最大瞬间正向压降@100A Maximum Instantaneous Forward Voltage Drop at 100A DC	$V_F$	1.02			V
最大反向直流电流 $t=200ms$ Maximum DC Reverse Current $T_a = 25^\circ C$ at Rated DC Blocking Voltage $T_a = 150^\circ C$	$I_R$	1.0 100			$\mu A$
工作及储存温度范围 Operating AND Storage Temperature Range	$T_J, T_{STG}$	-55~+150			°C

注 释 : NOTE 在 1MHz 下测量, 施加 4.0V d.c 的反向电压. Measured at 1 MHz and Applied Reverse Voltage of 4.0 Volts D.C.



FIG. 1 –最大正向平均电流降额

FIG. 1 –MAXIMUM AVERAGE FORWARD CURRENT DERATING

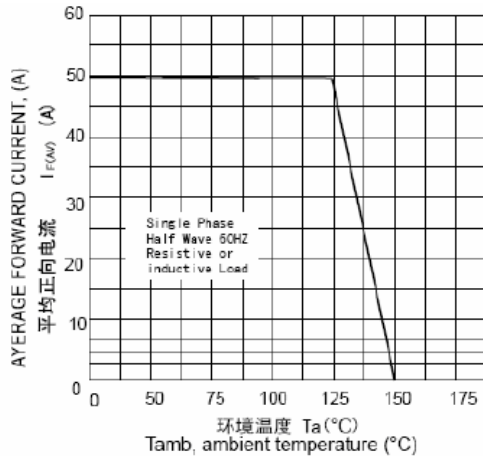


FIG. 3 –脉冲波形

FIG. 3 – PULSE WAVEFORM

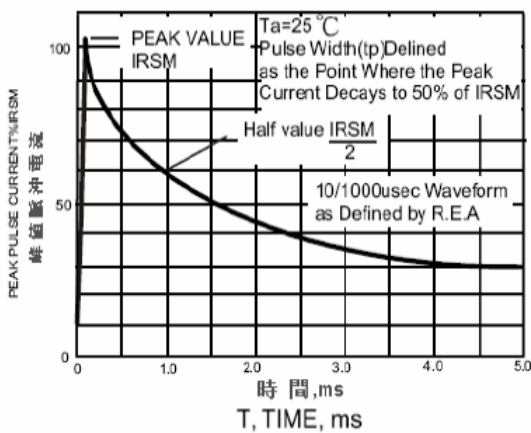


FIG.5–脉冲额定曲线

FIG.5–PULSE RATING CURVE

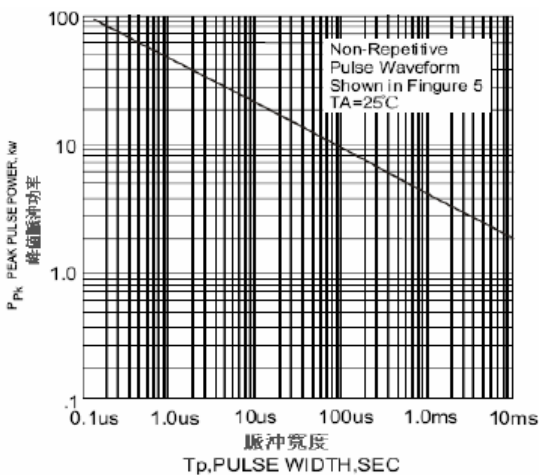


FIG. 2 –最大非重复正向浪涌电流

FIG. 2 –MAXIMUM NON-REPETITIVE FORWARD SURGE CURRENT

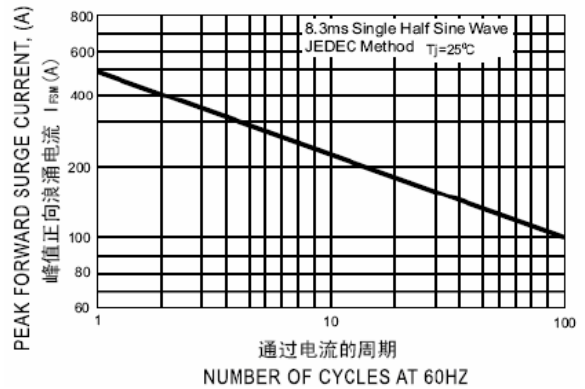


FIG. 4–正向特性曲线(典型)

FIG.4 – TYPICAL FORWARD CHARACTERISTICS

