



REV A January 2010

Oscilent Controlled Document

Ordering Code / Part Number	Product Description
803-RF746.0M-B	Wireless, RF SAW Filter

### Specification Contents

- o Mechanical Dimensions
- o Test Circuit
- o Maximum Ratings
- o Electrical Specification
- o Frequency Performance
- o VSWR
- o Smith Chart

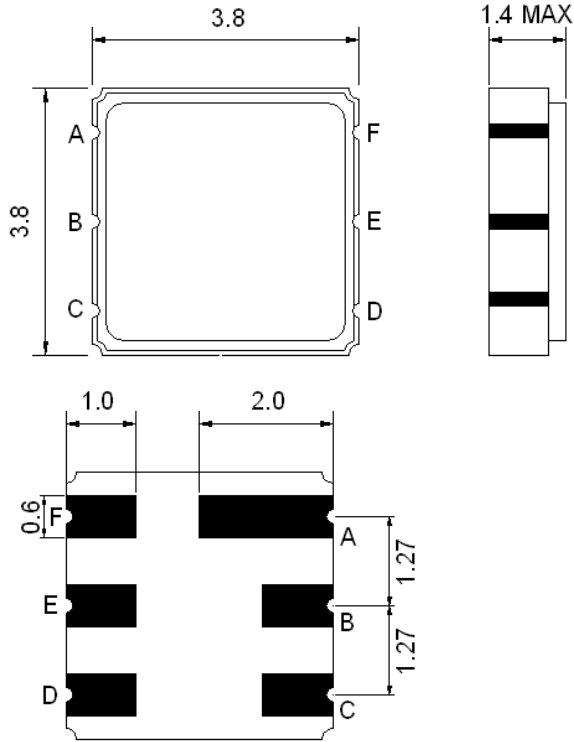
### Notes

- o Electrostatic Sensitive Device (ESD) 
- o Avoid excessive ultrasonic exposure
- o Solderability compatible with JEDEC J-STD-020C Pb-free process, 260°C peak reflow temperature
- o This product complies with EU directive 2002/95/EC (RoHS compliance)



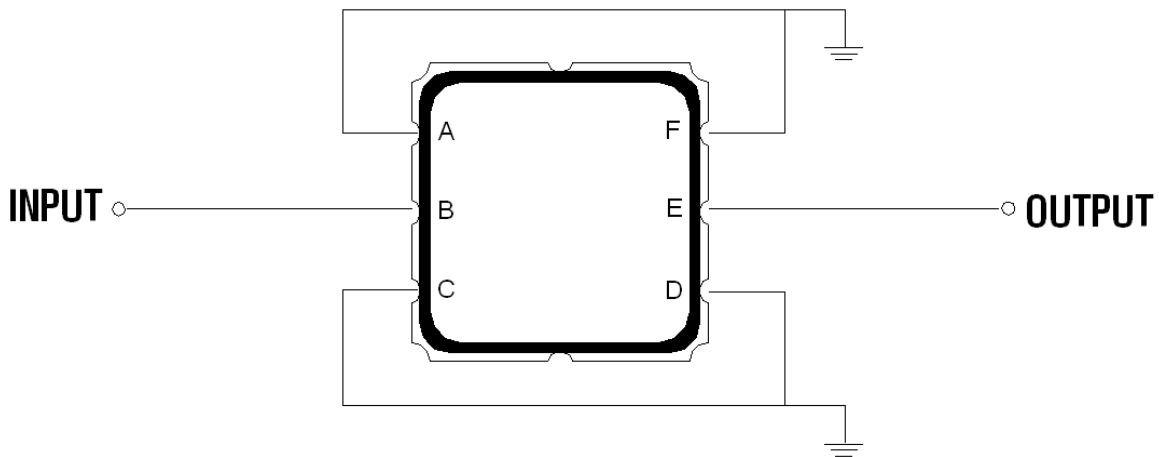


**Mechanical Dimensions (mm)**



Pin Description	
A, C, D, F	Ground
B	In
E	Out

**Test Circuit**



Source and Load Impedance: 50  $\Omega$



### Maximum Ratings

Parameters Description	Unit	Minimum	Typical	Maximum
Operating Temperature Range	°C	-40	-	+85
Storage Temperature Range	°C	-40	-	+85
Maximum DC Voltage	V	-	-	0
Maximum Input Power	dBm	-	-	0
Source Impedance (single ended) <sup>(1)</sup>	Ω	-	50	-
Load Impedance (single ended) <sup>(1)</sup>	Ω	-	50	-

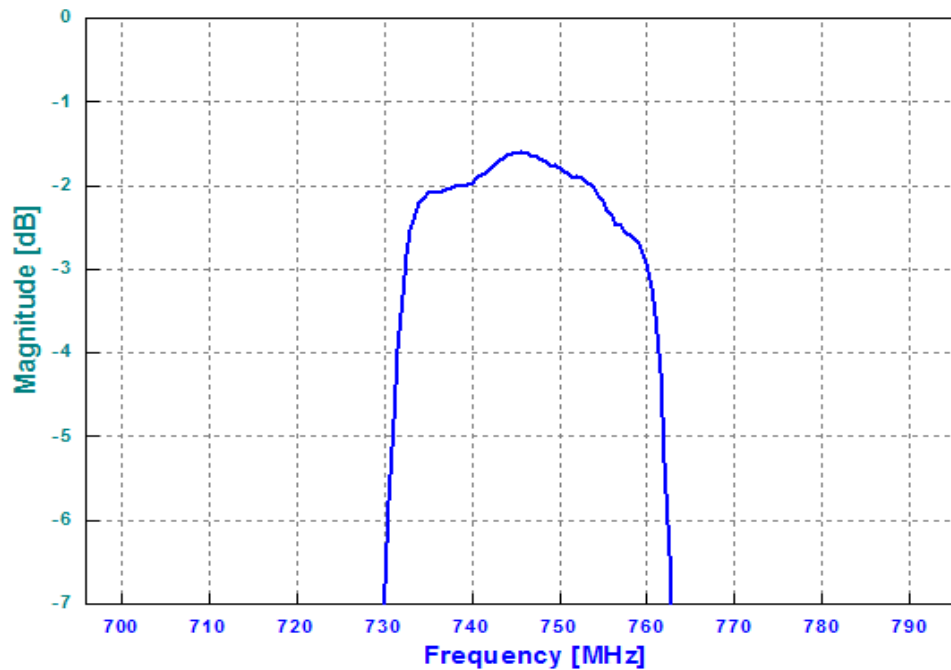
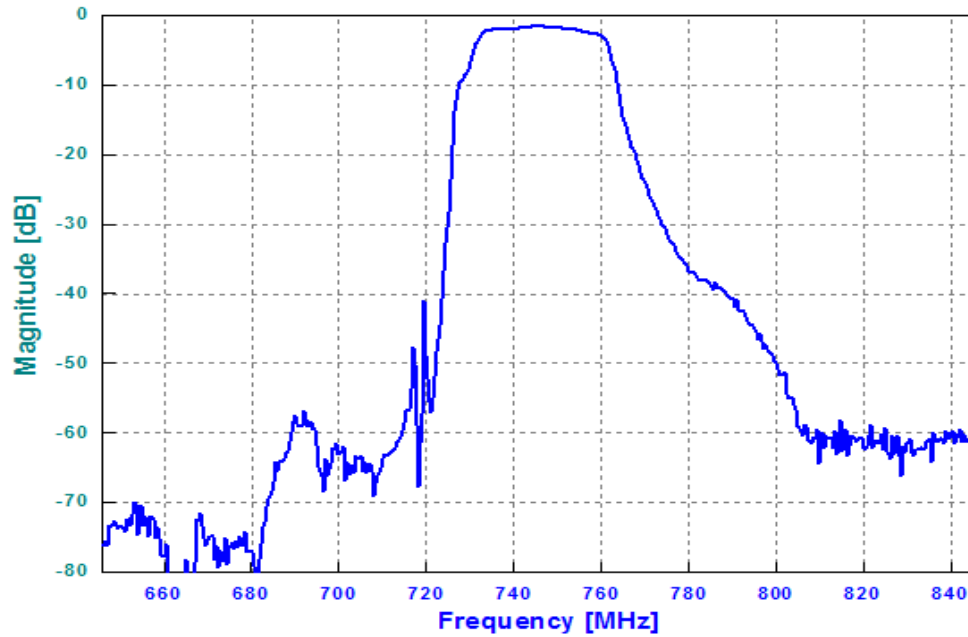
Notes: No Matching Network

### Electrical Specification

Parameters Description	Unit	Minimum	Typical	Maximum
Center Frequency (Fo)	MHz	-	746.0	-
Insertion Loss in 740.0 ~ 752.0 MHz	dB	-	2.0	3.0
Amplitude Ripple in 740.0 ~ 752.0 MHz	dB	-	0.5	1.5
Group Delay Variation in 740.0 ~ 752.0 MHz	nsec	-	15	-
Absolute Group Delay at Fo	nsec	-	45	-
Attenuation:				
Fo - 150.0 MHz ~ Fo - 40.0 MHz	dB	45	55	-
Fo + 60.0 MHz ~ Fo + 150.0 MHz	dB	45	55	-
VSWR in 740.0 ~ 752.0 MHz	-	-	1.5	2.5

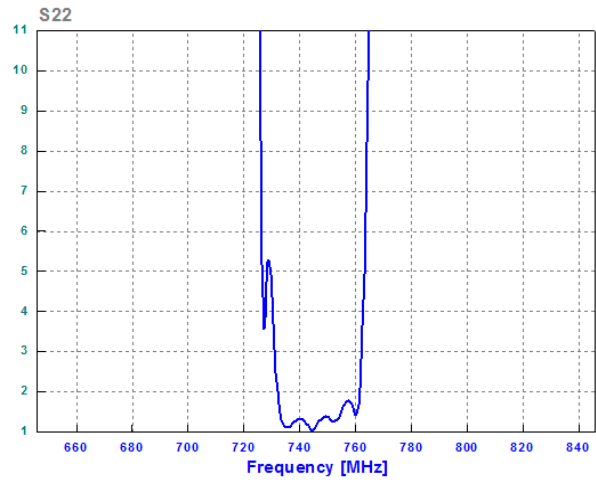
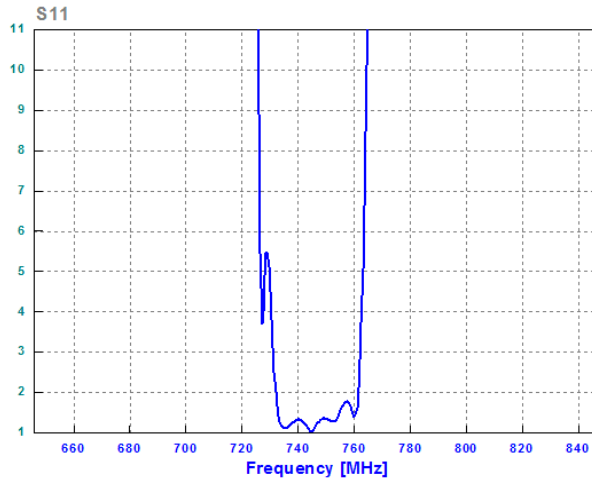


## Frequency Performance





### VSWR



### Smith Chart

