



200mW SOD-523 SURFACE MOUNT Very Small Outline Flat Lead Plastic Package Schottky Barrier Diode

Green Product



SOD-523 Flat Lead



Absolute Maximum Ratings $T_A = 25^\circ\text{C}$ unless otherwise noted

Symbol	Parameter	Value	Units
P_D	Power Dissipation	200	mW
T_{STG}	Storage Temperature Range	-55 to +125	$^\circ\text{C}$
T_J	Operating Junction Temperature	+125	$^\circ\text{C}$
V_R	Reverse Voltage	30	V
$I_{F(AV)}$	Average Forward Current	200	mA
I_{FSM}	Peak Forward Surge Current (At 8.3ms single half sine-wave)	1	A

These ratings are limiting values above which the serviceability of the diode may be impaired.

Specification Features:

- Low Forward Voltage Drop
- Flat Lead SOD-523 Small Outline Plastic Package
- Extremely Small SOD-523 Package
- Surface Device Type Mounting
- RoHS Compliant
- Green EMC
- Matte Tin(Sn) Lead Finish
- Band Indicates Cathode

DEVICE MARKING CODES:



Electrical Characteristics $T_A = 25^\circ\text{C}$ unless otherwise noted

Symbol	Parameter	Test Condition	Limits		Unit
			Min	Max	
B_V	Breakdown Voltage	$I_R=500\mu\text{A}$	30		Volts
I_R	Reverse Leakage Current	$V_R=10\text{V}$		30	μA
V_F	Forward Voltage	$I_F=200\text{mA}$		0.5	Volts

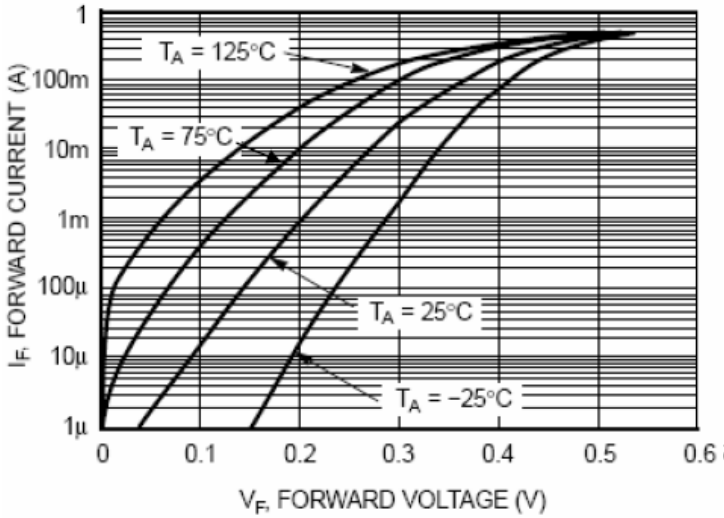
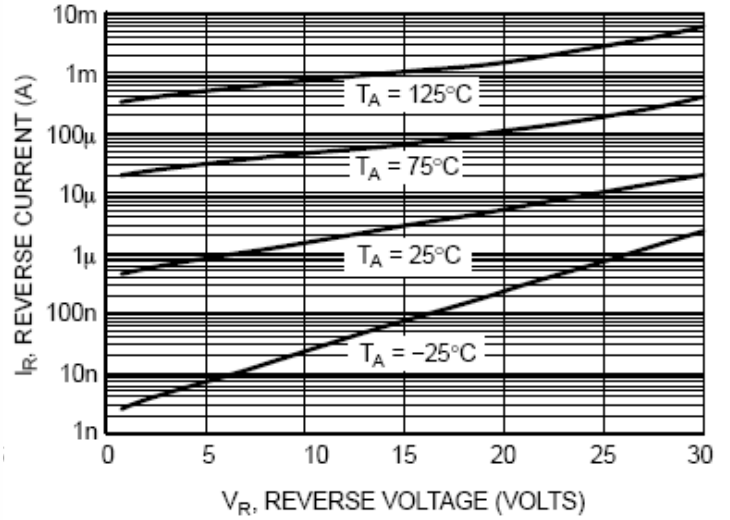
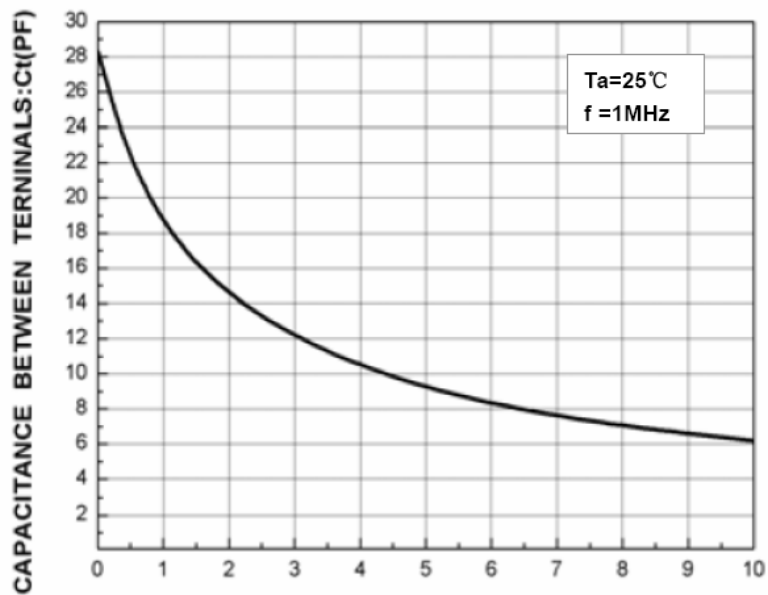
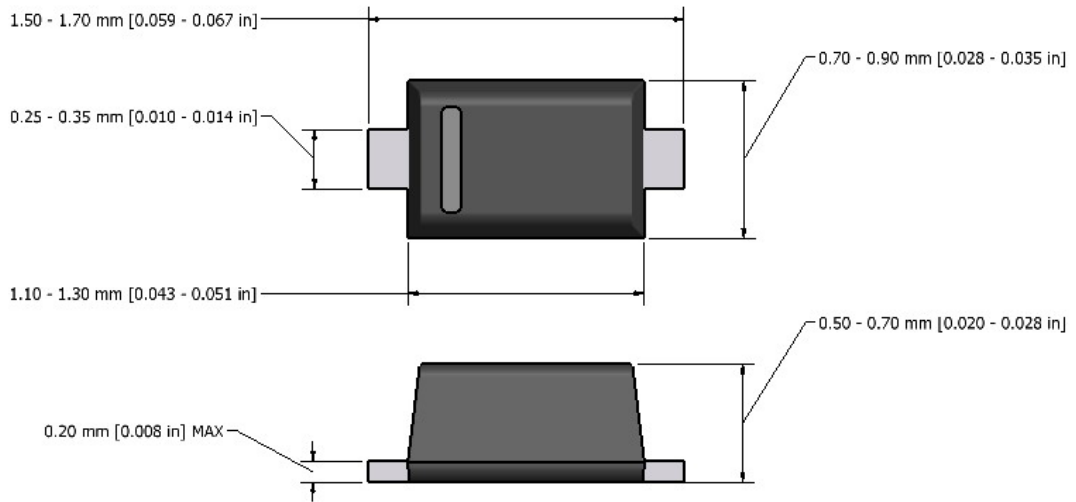
RATING AND CHARACTERISTIC CURVES

Figure 1. Forward Characteristics

Figure 2. Reverse Characteristics

 REVERSE VOLTAGE : V_R (V)

Figure3.Total Capacitance

Flat Lead SOD-523 Package Outline



Note: Dimensions are exclusive of Burrs, Mold Flash & Tie Bar extrusions.

NOTICE

The information presented in this document is for reference only. Tak Cheong reserves the right to make changes without notice for the specification of the products displayed herein.

The product listed herein is designed to be used with ordinary electronic equipment or devices, and not designed to be used with equipment or devices which require high level of reliability and the malfunction of which would directly endanger human life (such as medical instruments, transportation equipment, aerospace machinery, nuclear-reactor controllers, fuel controllers and other safety devices), Tak Cheong Semiconductor Co., Ltd., or anyone on its behalf, assumes no responsibility or liability for any damages resulting from such improper use of sale.

This publication supersedes & replaces all information previously supplied. For additional information, please visit our website <http://www.takcheong.com>, or consult your nearest Tak Cheong's sales office for further assistance.