

PRODUCT SPECIFICATION

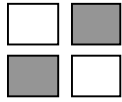
MONOCHROME LCD MODULE

PART NUMBER : FDA1604C

DESCRIPTION : 4x16 character

REVISION : Rev A

	Approval for Specification only		Approval for Sample Only
	Approval for Pre-production	x	Approval for Mass Production



FDA1604C (16 CHARACTERS x 4 LINES)

FEATURES

- ◆ 5 x 7 DOTS WITH CURSOR
- ◆ BUILT-IN CONTROLLER (KS0066 OR EQUIVALENT)
- ◆ 5 V POWER SUPPLY
- ◆ 1/16 DUTY CYCLE
- ◆ 4.2 V LED FORWARD VOLTAGE

MECHANICAL DATA

ITEM	DIMENSIONS	UNIT
Module Size (W x H x T)	87.0 x 60.0 x 8.8 (12.7 LED)	mm
Viewing Area (W x H)	62.0 x 25.6	mm
Character Size (W x H)	2.95 x 4.75	mm
Character Pitch (W x H)	3.55 x 5.35	mm
Dot Size (W x H)	0.55 x 0.55	mm
Dot Pitch (W x H)	0.60 x 0.60	mm

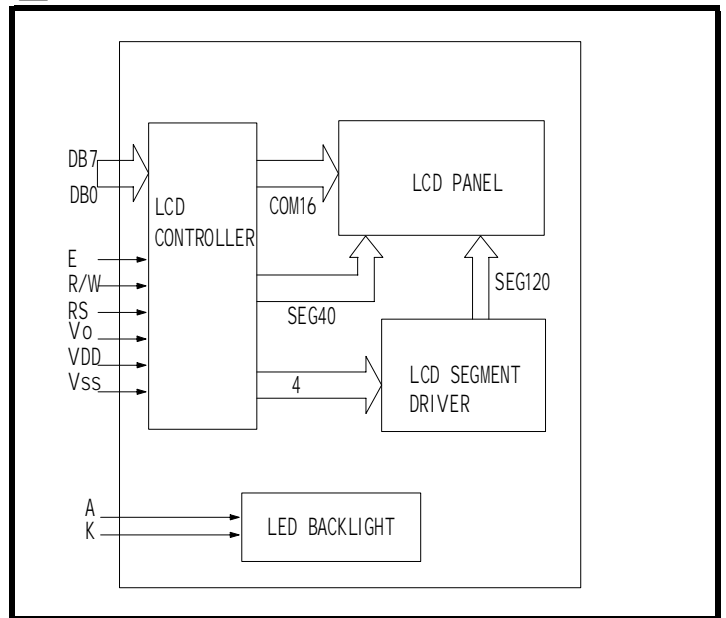
INTERFACE PIN CONNECTIONS

NO.	SYMBOL	FUNCTION	NO.	SYMBOL	FUNCTION
1	VSS	Supply Ground	9	DB2	Data Bit 2
2	VDD	Supply Voltage	10	DB3	Data Bit 3
3	Vo	Contrast Adj.	11	DB4	Data Bit 4
4	RS	Register Select	12	DB5	Data Bit 5
5	R/W	Read/Write	13	DB6	Data Bit 6
6	E	Enable Signal	14	DB7	Data Bit 7
7	DB0	Data Bit 0	15	A	LED Power
8	DB1	Data Bit 1	16	K	LED Power

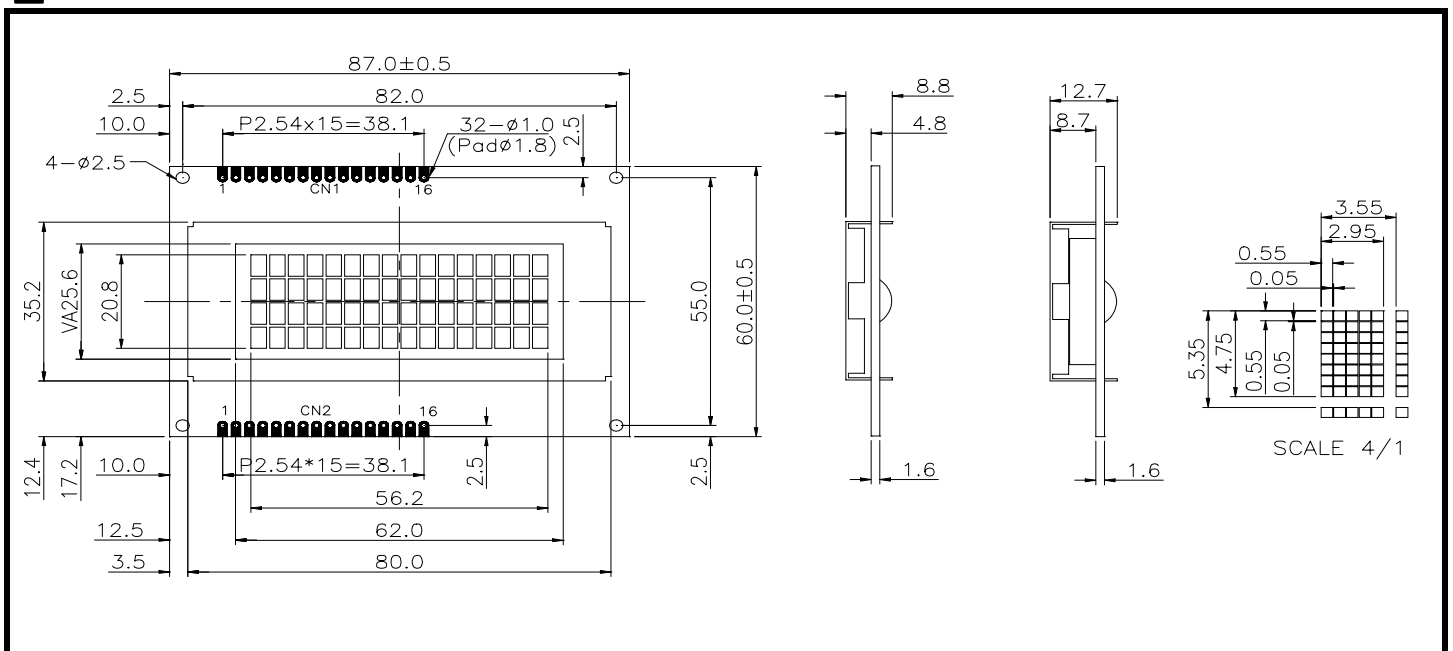
ELECTRICAL CHARACTERISTICS

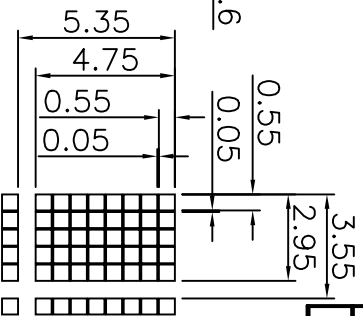
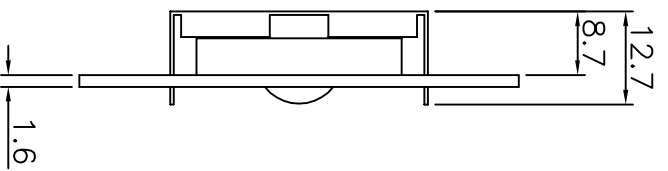
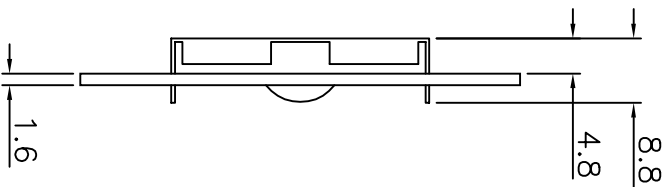
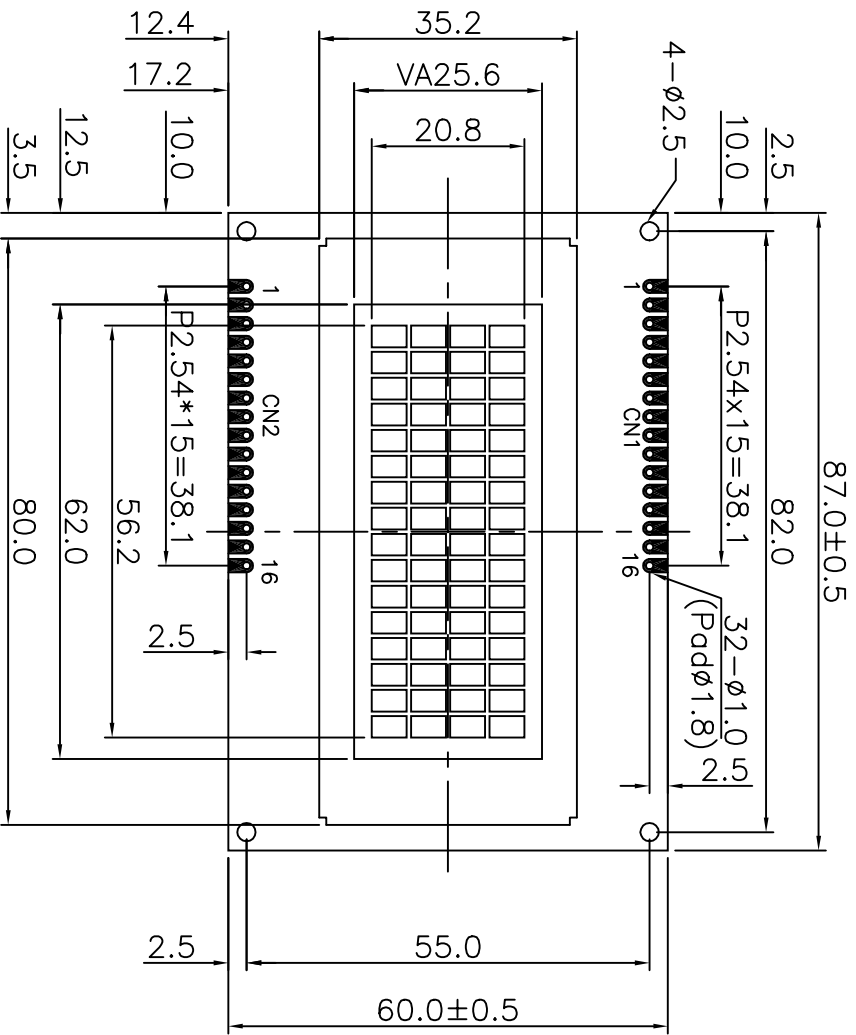
ITEM	SYMBOL	CONDITION	MIN.	TYP.	MAX.	UNIT
LCD Operating Voltage	V _{DD-Vo}	T=0°C	-	4.8	-	V
		T=25°C	-	4.5	-	V
		T=50°C	-	4.2	-	V
Supply Voltage	V _{DD-VSS}	-	4.7	5	5.3	V
Supply Current	I _{DD}	-	-	3.2	6	mA
Input Voltage	"HIGH" Level	V _{IH}	-	2.2	-	V _{DD} V
	"LOW" Level	V _{IL}	-	0	-	0.6 V
Output Voltage	"HIGH" Level	V _{OH}	-	2.4	-	V
	"LOW" Level	V _{OL}	-	-	-	0.4 V

BLOCK DIAGRAM



EXTERNAL DIMENSIONS





PIN NO	SIGNAL
1	VSS
2	VDD
3	V0
4	RS
5	R/W
6	E
7	DB0
8	DB1
9	DB2
10	DB3
11	DB4
12	DB5
13	DB6
14	DB7
15	A
16	K

SCALE 4/1

NOTE	ITEM	CONTENT	DATA	REV	TOLERANCE	SCALE	UNIT	DWYN	DATE	CUSTOMER APVL	TITLE	DWG NO	PAGE
		NEW DRAWING	2003.08.20		X. ±0.30	APVD	CHKD				MODULE	D-A1-0033	1/1
		CHANGE NUMBER	2004.03.01	0	X ±0.20	HSU	HSU	G111	2004.03.01		SC1604C		
					.XX±0.05	HSU	HSU						

SUNLIKE DISPLAY