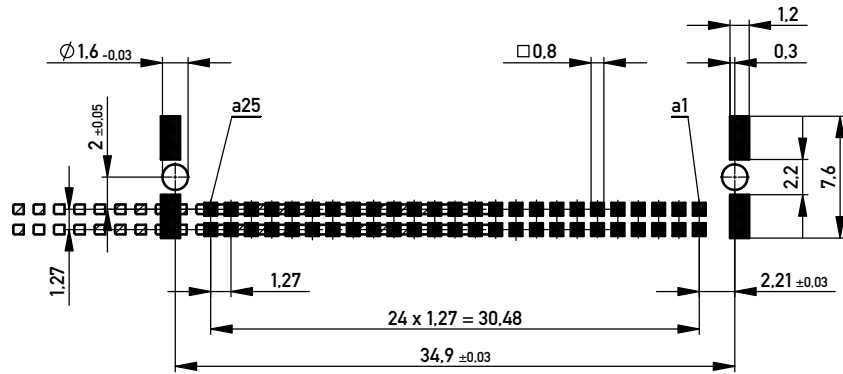


Leiterplatten-Layout Vorschlag für SMT  
PCB-Layout Proposal for SMT



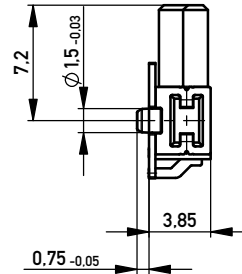
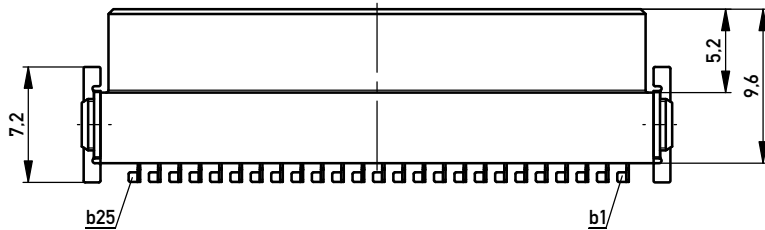
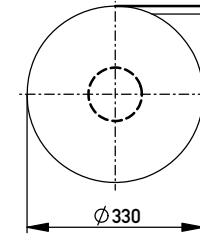
Anforderungsstufe 1  
Performance Level 1

Kontaktbereich vergoldet  
Mating Area gold plating

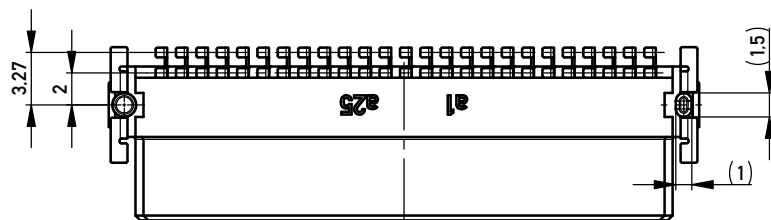
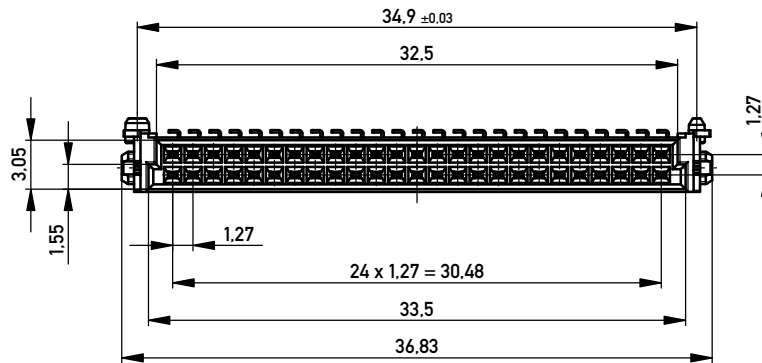
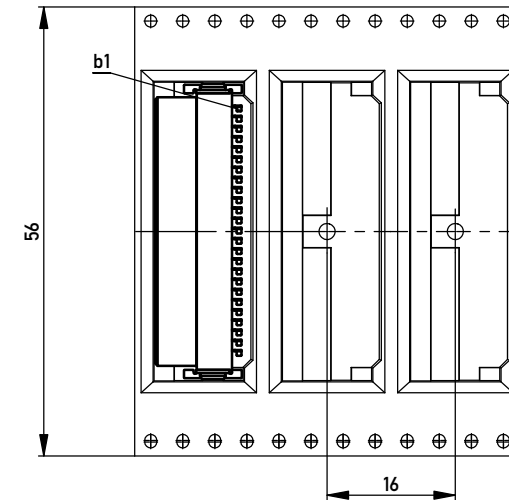
Anschlussbereich verzinkt 4-6  $\mu\text{m}$   
Terminal Area 4-6  $\mu\text{m}$  tin plating

Koplanarität der Anschlüsse  $\leq 0,1$  mm  
Coplanarity Area of Termination  $\leq 0,1$  mm

Verpackt im Gurt nach DIN IEC 60286-3  
Tape on Reel Packaging according to DIN IEC 60286-3  
Verpackungseinheit: 560 Stück  
Packaging unit: 560 pcs



Abspulrichtung - Reel off Direction



BA7-03 - Standard Bauhöhe

type7-03 - Standard Assembly Height

Information:		Tolerances		Scale	3:1
All rights reserved. Only for Information. To ensure that this is the latest version of this drawing, please contact one of the ERNI companies before using.		All Dimensions in mm		Designation	
Subject to modification without prior notice. Drawing will not be updated.				Federl. SMC-Q 50-SMD-BA7-03 Female SMC-Q 50-SMD-type7-03	
www.ERNI.com		154742		I A3	
g	22.04.2014	Class		SMCQ	
Index	Date				

Copyright by ERNI GmbH  
Proprietary notice pursuant to ISO 9006 to be observed.