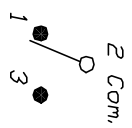


VIEW A-A

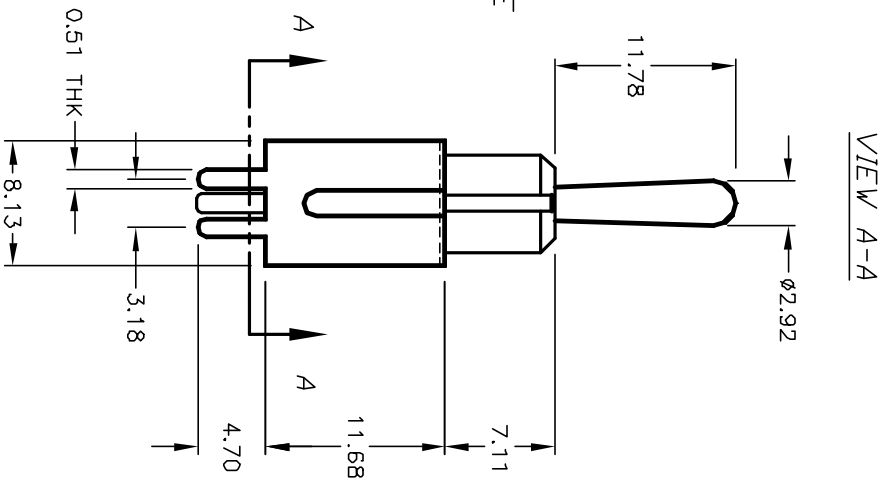
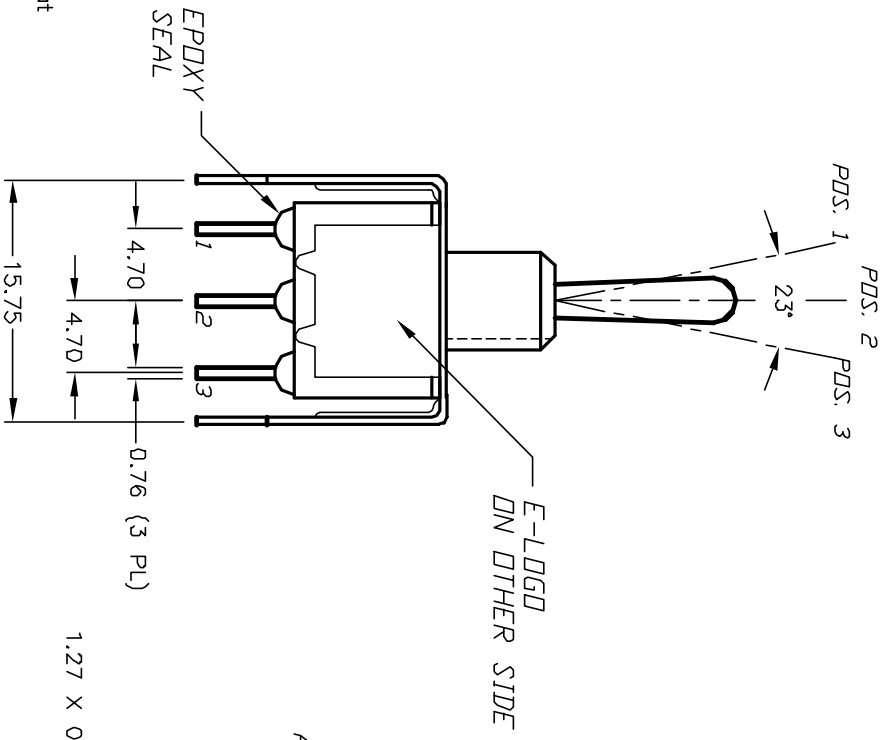


CIRCUIT: SPDT

SWITCH FUNCTION		
POS. 1	POS. 2	POS. 3
DN	OFF	DN
2-3	OPEN	2-1

NOTES:

1. ALL DIMENSIONS IN MM
2. GENERAL TOLERANCE: X.X=±0.4
X.XX=±0.25
3. TERM. NOS. FOR REF. ONLY
4. RATING: 5A @120VAC OR 28VDC
2A @250VAC w/Resistive loads
5. FIXED TERM. & MOVING CONTACT:
Copper alloy w/SILVER plate
6. ELECTRICAL LIFE: 50,000 make-and-break cycles at full load.
7. INSULATION RESISTANCE: 1000M ohm min.
8. DIELECTRIC STRENGTH: 1000V RMS min. @sea level.
9. OPERATING TEMP.: -30°C to +85°C



REV.	ECN No.	DESCRIPTION	DATE	CHKD
A	12045	RELEASED FOR PRODUCTION	4/8/02	CB

TITLE	SCALE	DATE	DR	DWG	REV
100 SP-3 T1 B4 VS2 Q E	2:1	4/8/02	CB	T113037	A



THE INFORMATION CONTAINED IN THIS DOCUMENT IS PROPRIETARY TO E-SWITCH AND IS NOT TO BE COPIED OR TRANSFERRED