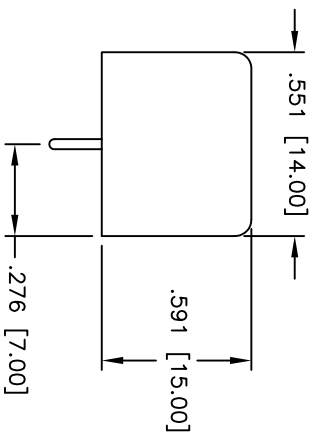
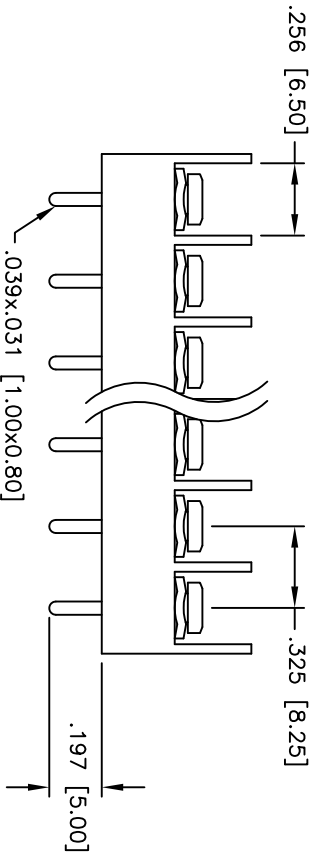
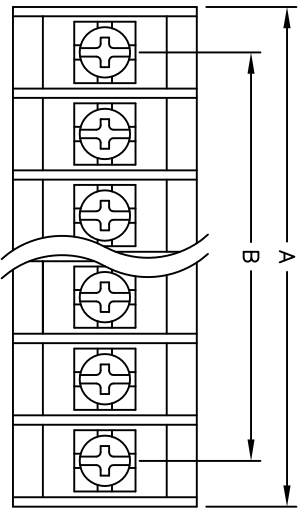


Rev	AWO #	Description	Date	Appr
-		RELEASED	6/8/05	

APPROVED: _____
 DATE: _____ TITLE: _____



Positions: 2 thru 32
 A = .325 [8.25] x No. of Positions + .047 [1.20]
 B = .325 [8.25] x No. of Spaces

SPECIFICATIONS:
 Material: Insulator: PBT, rated UL 94V-0
 Insulator color: Black
 Plating:
 Contacts: Brass, Tin plated
 Screws: Steel, Nickel plated
 Hardware: Brass, Tin plated
 Electrical:
 Operating voltage: 300 VAC max.
 Current rating: 15 Amps max.
 Contact resistance: 20 mohms max. initial
 Insulation resistance: 500 Mohms min.
 Dielectric withstanding voltage: 2,000 VAC for 1 minute
 Mechanical:
 Wire range: 22 - 14 AWG
 Temperature Rating:
 Operating temperature: -65°C to +125°C
 Environmental:
 Lead free, RoHS compliant
 Recommended soldering temp: 235°C for 5 seconds



UNLESS OTHERWISE SPECIFIED ALL DIMENSIONS ARE INCHES [MM]	
TOLERANCES: EXCEPT AS NOTED	
INCHES	HOLDS
.X ± .10	ØX ± .10
.XX ± .020	ØXXX ± .015
.XXX ± .015	ØXXX ± .010
APPROVALS	DATE
DRAWN SS	6/8/05
CHECKED	
APPROVED	

ADAM TECH
 909 Rahway Avenue, Union, NJ 07083
 Phone: 908-687-5000 Fax: 908-687-5710

TITLE: .325 [8.25] CENTERLINE BARRIER BLOCK
 VERTICAL, PCB TAILS, BARRIER ENDS

SIZE: X
 PART NO.: TBD-XX-01-B
 SCALE: NTS
 SHEET 1 OF 1