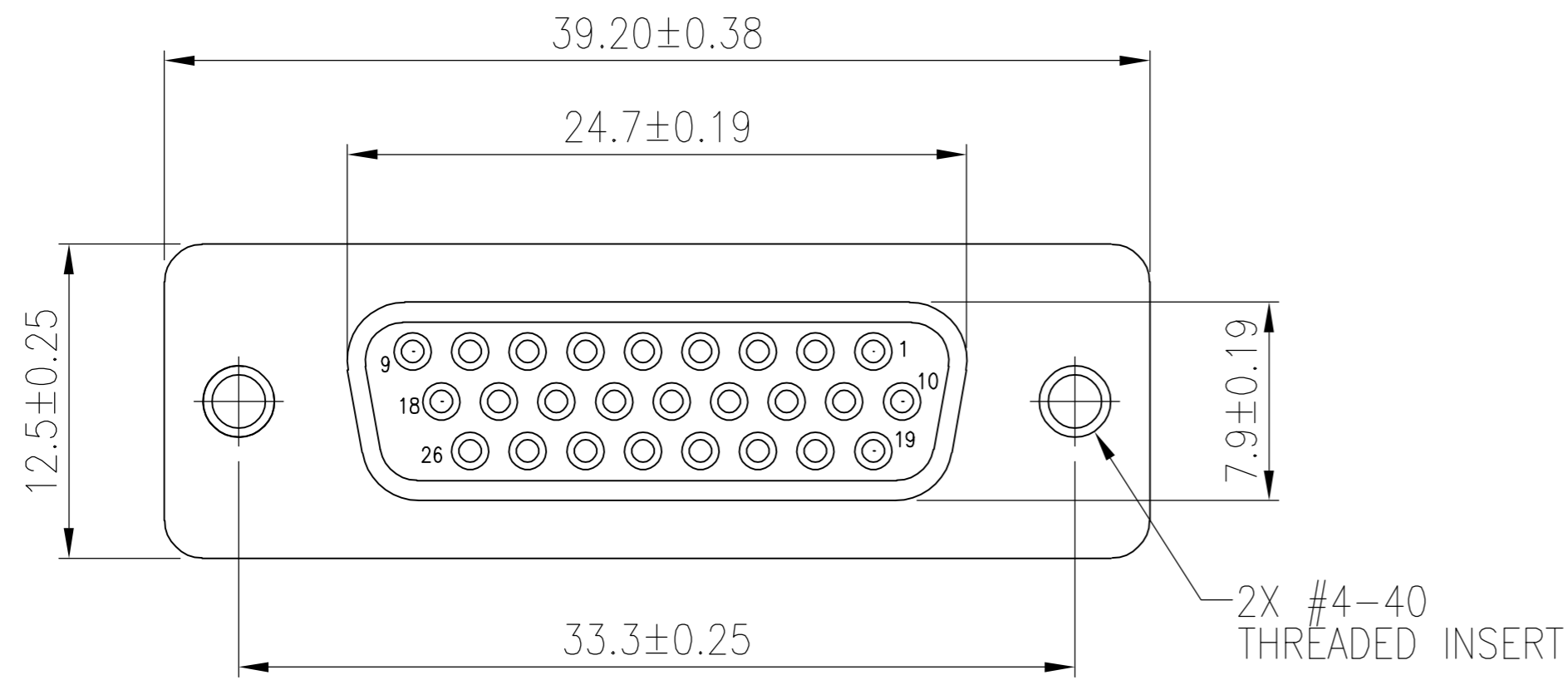


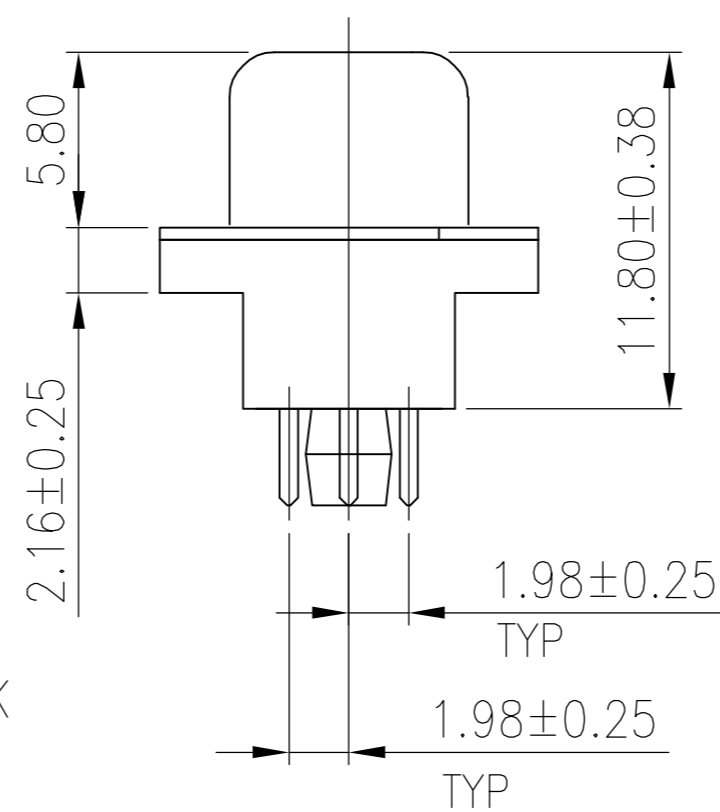
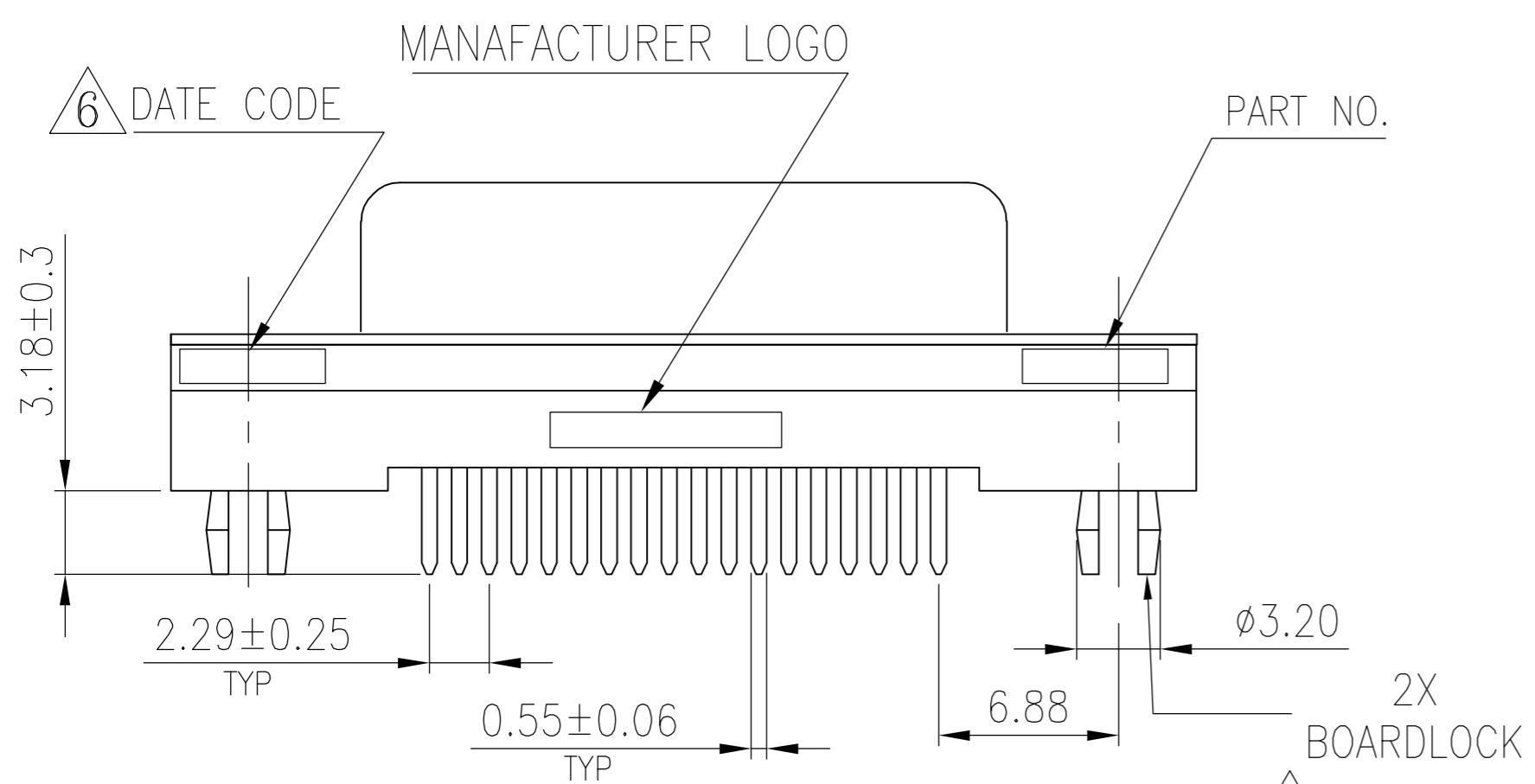
THIS DRAWING IS UNPUBLISHED. RELEASED FOR PUBLICATION
 © COPYRIGHT BY TYCO ELECTRONICS CORPORATION. ALL RIGHTS RESERVED.

LOC		DIST		REVISIONS			
GP	00	P	LTR	DESCRIPTION	DATE	DWN	APVD
		C		REVISED PER ECO-06-029348	21DEC06	JDP	SLB

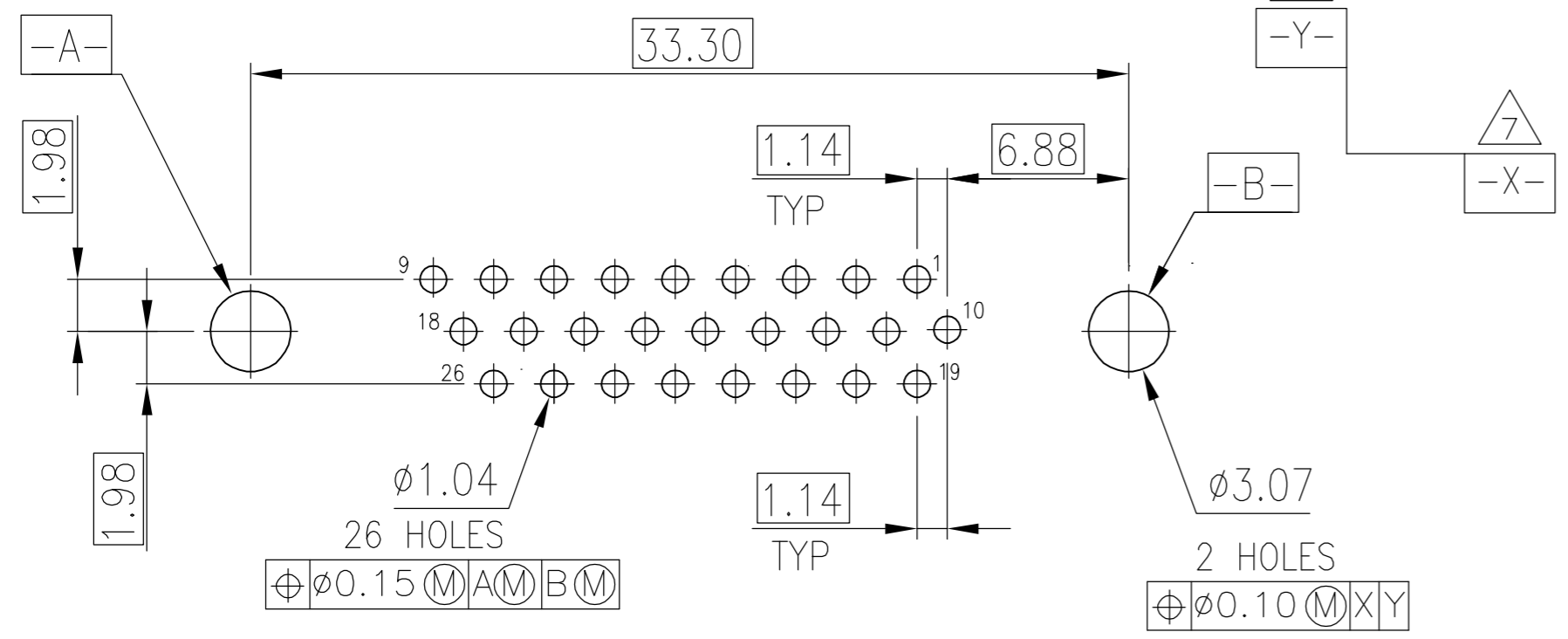


1. HOUSING MATERIAL: PBT, GLASS FILLED, BLACK, UL 94V-0 RATED.
2. CONTACT MATERIAL: PHOSPHOR BRONZE.
3. CONTACT FINISH: 30μ" MIN GOLD PLATE IN MATING AREA, 120μ" MIN TIN PLATE ON SOLDER TAIL, BOTH OVER 50μ" MIN NICKEL UNDERPLATE.
4. SHELL: STEEL, NICKEL PLATE.
5. THREADED INSERTS AND BOARDLOCKS: BRASS, 100u" MIN TIN PLATE OVER 50u" MIN NICKEL UNDERPLATE.

△ DATE CODE
 △ FOUR DIGIT DATE CODE IN THIS FORMAT.
 Year 01 45 Manufacturing Week



△ DATUMS [-X-] & [-Y-] TO BE ESTABLISHED BY CUSTOMER.



RECOMMENDED PCB LAYOUT

1888178-1
 PART NUMBER

THIS DRAWING IS A CONTROLLED DOCUMENT.		DWN	B. MCMASTER	26OCT05	 Tyco Electronics Corporation Harrisburg, PA 17105-3608
DIMENSIONS: mm		CHK	S. BOLASH	26OCT05	
TOLERANCES UNLESS OTHERWISE SPECIFIED:		APVD	M. WALMSLEY	26OCT05	
0 PLC ± - 1 PLC ± 0.30 2 PLC ± 0.20 3 PLC ± 0.10 4 PLC ± - ANGLES ± 2° FINISH -		PRODUCT SPEC	NAME		
MATERIAL		APPLICATION SPEC	-		AMPLIMITE HD-22, 26 POSITION RECEPTACLE, VERTICAL
		WEIGHT	-	SIZE	A2
		CUSTOMER DRAWING	SCALE	3:1	SHEET
				00779	C=1888178
				RESTRICTED TO	-
				1 of 1	REV C

1888178