
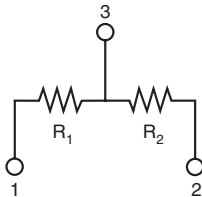


Molded, SOT-23 Resistor, Surface Mount Network



Vishay Thin Film MPM Series Dividers provide ± 2 ppm/ $^{\circ}$ C tracking and a ratio tolerance as tight as 0.01 %, small size, and exceptional stability for all surface mount applications. The standard SOT-23 package format with unity and common standard resistance divider ratios provide easy selection for most applications requiring matched pair resistor elements. The ratios listed are available for off the shelf delivery. If you require a non-standard ratio, consult the applications engineering group as we may be able to meet your requirements.

SCHEMATIC



FEATURES

- Excellent long term ratio stability ($\Delta R \pm 0.015$ %, 2000 h, + 70 $^{\circ}$ C)
- Ratio tolerances to ± 0.01 %
- Low TCR tracking ± 2 ppm
- Standard JEDEC TO-236 package variation AB
- Compliant to RoHS directive 2002/95/EC



RoHS*
COMPLIANT

TYPICAL PERFORMANCE

| TCR | ABSOLUTE | TRACKING |
|------|----------|----------|
| | 25 | 2 |
| TOL. | ABSOLUTE | RATIO |
| | 0.1 | 0.05 |

STANDARD DIVIDER RATIO (R_2/R_1)

| RATIO | R_2 (Ω) | R_1 (Ω) |
|-------|--------------------|--------------------|
| 100:1 | 100K | 1K |
| 50:1 | 50K | 1K |
| 25:1 | 25K | 1K |
| 20:1 | 20K | 1K |
| 10:1 | 10K | 1K |
| 9:1 | 9K | 1K |
| 6:1 | 6K | 1K |
| 5:1 | 10K | 2K |
| 5:1 | 5K | 1K |
| 4:1 | 8K | 2K |
| 4:1 | 4K | 1K |
| 2:1 | 10K | 5K |
| 2:1 | 2K | 1K |
| 1:1 | 50K | 50K |
| 1:1 | 25K | 25K |
| 1:1 | 10K | 10K |
| 1:1 | 5K | 5K |
| 1:1 | 2.5K | 2.5K |
| 1:1 | 1K | 1K |
| 1:1 | 500 | 500 |
| 1:1 | 250 | 250 |

STANDARD ELECTRICAL SPECIFICATIONS

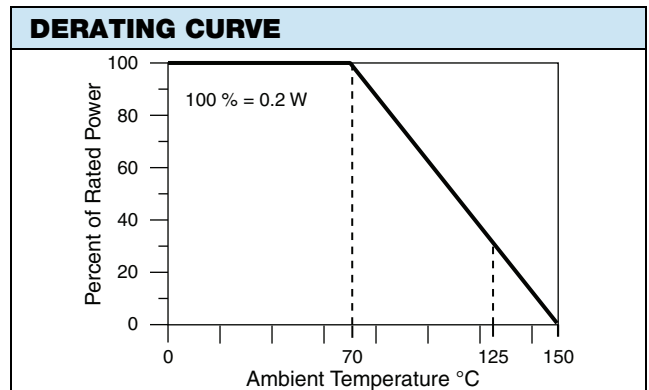
| TEST | SPECIFICATIONS | CONDITIONS |
|--------------------------------|--|---|
| Material | Passivated nichrome | - |
| Pin/Lead Number | 3 | - |
| Resistance Range | 250 Ω to 100 k Ω per resistor | - |
| TCR: Absolute | ± 25 ppm/ $^{\circ}$ C | - 55 $^{\circ}$ C to + 125 $^{\circ}$ C |
| TCR: Tracking | ± 2 ppm/ $^{\circ}$ C (typical) | - 55 $^{\circ}$ C to + 125 $^{\circ}$ C |
| Tolerance: Absolute | ± 0.05 % to ± 1.0 % | + 25 $^{\circ}$ C |
| Tolerance: Ratio | ± 0.01 % to 0.5 % | + 25 $^{\circ}$ C |
| Power Rating: Resistor | 100 mW | Maximum at + 70 $^{\circ}$ C |
| Power Rating: Package | 200 mW | Maximum at + 70 $^{\circ}$ C |
| Stability: Absolute | $\Delta R \pm 0.05$ % | 2000 h at + 70 $^{\circ}$ C |
| Stability: Ratio | $\Delta R \pm 0.015$ % | 2000 h at + 70 $^{\circ}$ C |
| Voltage Coefficient | 0.1 ppm/V | - |
| Working Voltage | 100 V max. not to exceed $\sqrt{P \times R}$ | - |
| Operating Temperature Range | - 55 $^{\circ}$ C to + 125 $^{\circ}$ C | - |
| Storage Temperature Range | - 55 $^{\circ}$ C to + 150 $^{\circ}$ C | - |
| Noise | < - 30 dB | - |
| Thermal EMF | 0.2 μ V/ $^{\circ}$ C | - |
| Shelf Life Stability: Absolute | $\Delta R \pm 0.01$ % | 1 year at + 25 $^{\circ}$ C |
| Shelf Life Stability: Ratio | $\Delta R \pm 0.002$ % | 1 year at + 25 $^{\circ}$ C |

* Pb containing terminations are not RoHS compliant, exemptions may apply

DIMENSIONS AND IMPRINTING in inches and millimeters

| DIMENSION | INCHES | | MILLIMETERS | |
|-----------|--------|--------|-------------|------|
| | MIN. | MAX. | MIN. | MAX. |
| A | 0.031 | 0.040 | 0.79 | 1.02 |
| A1 | 0.001 | 0.004 | 0.02 | 0.10 |
| B | 0.105 | 0.120 | 2.67 | 3.05 |
| S | 0.071 | 0.079 | 1.80 | 2.00 |
| W | 0.015 | 0.021 | 0.38 | 0.54 |
| L | 0.083 | 0.098 | 2.10 | 2.50 |
| H | 0.047 | 0.055 | 1.20 | 1.40 |
| T | 0.005 | 0.010 | 0.13 | 0.25 |
| J | 0.0035 | 0.0059 | 0.089 | 0.15 |
| K | 0.017 | 0.022 | 0.44 | 0.55 |
| ∅ | 0 | 8° | 0 | 8° |

| MECHANICAL SPECIFICATIONS | |
|------------------------------------|---------------------|
| Resistive Element | Passivated nichrome |
| Substrate Material | Silicon |
| Body | Molded epoxy |
| Terminals | Copper alloy |
| Lead (Pb)-free Option | 100 % matte tin |
| Tin Lead Option | Sn85 |
| Tin Lead and Lead (Pb)-free Finish | Plated |



| GLOBAL PART NUMBER INFORMATION | | | | | | | | | | | |
|--|---|---|---|---|---|---|---|---|--|---|---|
| New Global Part Numbering: MPM1003AWS | | | | | | | | | | | |
| M | P | M | | 1 | 0 | 0 | 3 | | A | W | S |
| M | P | M | T | 1 | 0 | 0 | 1 | 5 | 0 | 0 | 1 |
| GLOBAL MODEL (3 or 4 digits) | | | RESISTANCE (4 or 8 digits) | | | | TOLERANCE AND RATIO TOLERANCE | | PACKAGING | | |
| MPM (Tin lead) MPMT (Lead (Pb)-free) (e3) | | | First 3 digits are significant figures and the last digit specifies the number of zeros to follow. When like values are required use total resistance. When dual values are required list both values. Example: (List R ₁ first in part number with dual values) 1002 = 10K (5K/5K) 1003 = 100K (50K/50K) 10011002 = 1K/10K divider | | | | Abs. Tol. Ratio A = 0.1 % 0.05 % B = 0.1 % 0.1 % C = 0.25 % 0.1 % D = 0.5 % 0.1 % F = 1 % 0.5 % Z = 0.1 % ⁽¹⁾ 0.025 % Q = 0.05 % ⁽¹⁾ 0.01 % | | BS = BULK 100 min., 1 mult WS = WAFFLE 100 min., 1 mult TAPE AND REEL T0 = 100 min., 100 mult T1 = 1000 min., 1000 mult ⁽²⁾ T3 = 300 min., 300 mult T5 = 500 min., 500 mult TF = Full reel 4000 TS = 100 min., 1 mult | | |
| Historical Part Number example: MPM1002BW (for reference purposes only) | | | | | | | | | | | |
| MPM | | | 1002 | | | | B | | W | | |
| SERIES | | | RESISTANCE | | | | TOLERANCE AND RATIO TOLERANCE | | PACKAGING | | |

Notes
⁽¹⁾ Tol. available 1K and up equal values only
⁽²⁾ Preferred packaging code



Disclaimer

All product specifications and data are subject to change without notice.

Vishay Intertechnology, Inc., its affiliates, agents, and employees, and all persons acting on its or their behalf (collectively, "Vishay"), disclaim any and all liability for any errors, inaccuracies or incompleteness contained herein or in any other disclosure relating to any product.

Vishay disclaims any and all liability arising out of the use or application of any product described herein or of any information provided herein to the maximum extent permitted by law. The product specifications do not expand or otherwise modify Vishay's terms and conditions of purchase, including but not limited to the warranty expressed therein, which apply to these products.

No license, express or implied, by estoppel or otherwise, to any intellectual property rights is granted by this document or by any conduct of Vishay.

The products shown herein are not designed for use in medical, life-saving, or life-sustaining applications unless otherwise expressly indicated. Customers using or selling Vishay products not expressly indicated for use in such applications do so entirely at their own risk and agree to fully indemnify Vishay for any damages arising or resulting from such use or sale. Please contact authorized Vishay personnel to obtain written terms and conditions regarding products designed for such applications.

Product names and markings noted herein may be trademarks of their respective owners.