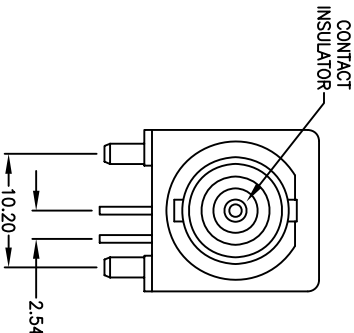
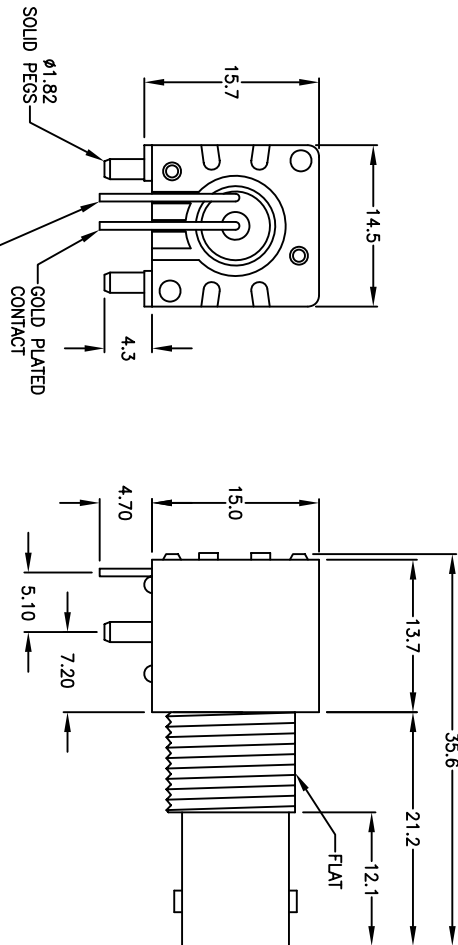
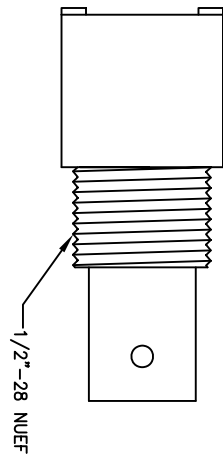
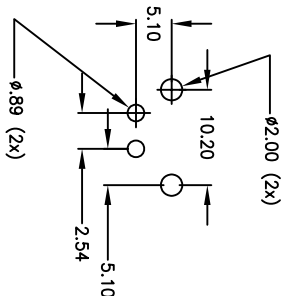


APPROVED: \_\_\_\_\_  
 DATE: \_\_\_\_\_ TITLE: \_\_\_\_\_

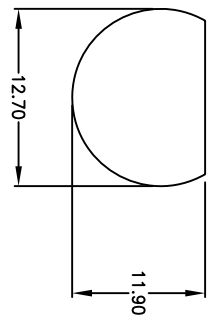
Rev	AWO #	Description	Date	Appr
-		RELEASED	02/14/05	
A		ADDED RoHS	4/27/06	



RECOMMENDED  
 PC Board Layout  
 Right Angle Mount



RECOMMENDED  
 PANEL CUTOUT



**SPECIFICATIONS**

Material: Housing: PBT, Color Black  
 Contact insulation: Delrin, color white.  
 Contacts: Phosphor Bronze, Gold and Tin plated.  
 Body: Zinc Alloy

Electrical  
 Nominal Impedance: 50 Ohms  
 Frequency Range: 0 – 4 GHz  
 Maximum Peak Voltage: 500V  
 Insulation Resistance: 5000 Mohms min @ 500 VDC  
 Dielectric Withstanding Voltage: 1500 VAC rms.

Environmental:  
 Lead free, RoHS Compliant  
 Recommended soldering temp: 235°C for 5 seconds



UNLESS OTHERWISE SPECIFIED  
 ALL DIMENSIONS ARE MM [INCHES]  
 TOLERANCES: EXCEPT AS NOTED  
 INCHES: .10 ± .10 Holes  
 .XX ± .020 .XXX ± .015  
 .XXX ± .015

**ADAM TECH**  
 909 Railway Avenue, Union, NJ 07083  
 Phone: 908-687-5000 Fax: 908-687-5710

APPROVALS	DATE
DRAWN BAS	02/04/05
CHECKED	
APPROVED	

SIZE	PART NO.	REV.
X	RF1-01A-D-00-50	A

SCALE: NTS SHEET 1 OF 1