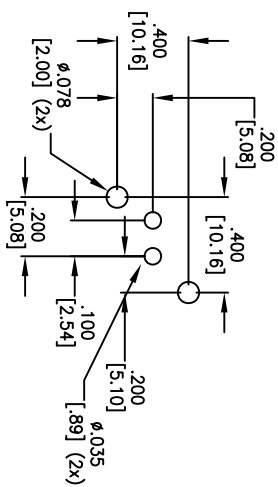
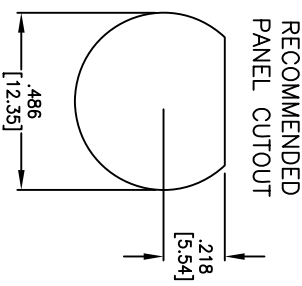
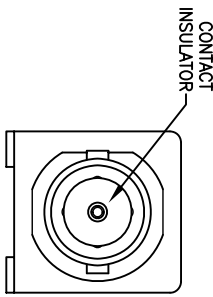
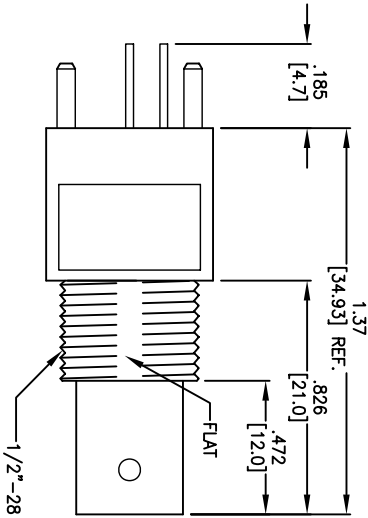
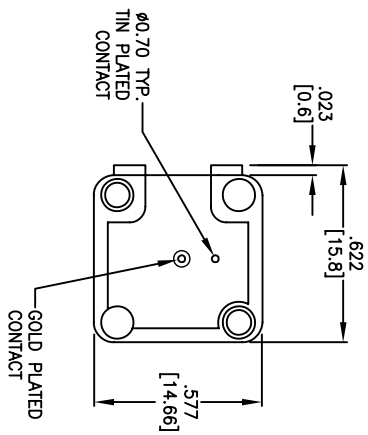


Rev	AWO #	Description	Date	Appr
-		RELEASED	3/27/06	

APPROVED: \_\_\_\_\_ TITLE: \_\_\_\_\_  
 DATE: \_\_\_\_\_



RECOMMENDED  
 PC Board Layout  
 Right Angle Mount



**SPECIFICATIONS**

**Material:**  
 Housing: Metal  
 Contact insulation: Polypropylene, color white.  
 Contacts: Phosphor Bronze, Tin plated.  
 Body: Zinc Alloy, Nickel plated

**Electrical**  
 Nominal Impedance: 75 Ohms  
 Frequency Range: 0 – 6 GHz  
 Maximum Peak Voltage: 500V  
 Insulation Resistance: 5000 Mohms min @ 500 VDC  
 Dielectric Withstanding Voltage: 1000V AC for 1 min.

**Environmental:**  
 Lead free, RoHS compliant.  
 Recommended soldering temp: 235 for 5 sec.



**ADAM TECH**

909 Railway Avenue, Union, NJ 07083  
 Phone: 908-687-5000 Fax: 908-687-5710

BNC, VERTICAL, 75 OHM

UNLESS OTHERWISE SPECIFIED ALL DIMENSIONS ARE MM [INCHES] TOLERANCES: EXCEPT AS NOTED INCHES		Holes	
.X	± .10	ØX	± .10
.XX	± .020	ØXXX	± .015
.XXX	± .015	ØXXX	± .010
APPROVALS		DATE	
DRAWN	LFJ	3/27/06	
CHECKED			
APPROVED			

TITLE		SIZE	PART NO.	REV.
BNC, VERTICAL, 75 OHM		X	RF-01V-P-00-75-M	-
REF:	SCALE: NTS	SHEET 1 OF 1		