

**40**mm sq.

# San Ace 40

10mm thick, 15mm thick (GA type), 15mm thick,  
 20mm thick (GA type), 20mm thick  
 28mm thick (GA type), 28mm thick (GE type)  
 28mm thick (GV type), 28mm thick



## General Specifications

- Material ..... Frame: Plastics (Flammability: UL94V-0),  
 Impeller: Plastics (Flammability: UL94V-0)
- Expected Life ..... Refer to specifications (L10: Survival rate: 90% at 60°C ,  
 rated voltage, and continuously run in a free air state)
- Lead Wire ..... ⊕red ⊖black (Sensor) yellow (Control) brown
- Storage Temperature ..... -30°C to +70°C (Non-condensing)

**40×40×20**mm (Mass : 35g) **GA type** High Air Flow Low Power Consumption Fan



## Specifications

The following nos. have PWM controls, pulse sensors, and ribs.

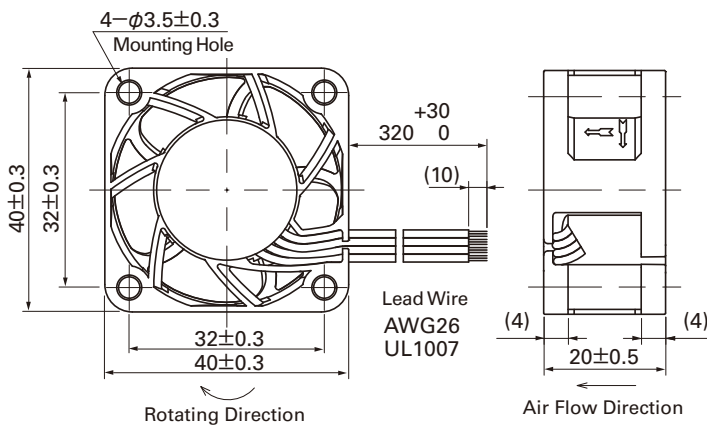
Model No.	Rated Voltage [V]	Operating Voltage Range [V]	PWM duty cycle* [%]	Rated Current [A]	Rated Input [W]	Rated Speed [min <sup>-1</sup> ]	Max. Air Flow [m <sup>3</sup> /min] [CFM]	Max. Static Pressure [Pa] [inchH <sub>2</sub> O]	SPL [dB(A)]	Operating Temperature [°C]	Expected Life [h]
9GA0405P6H001 <sup>(Note)</sup>	5	4.5 to 5.5	100	0.35	1.75	12,400	0.33 11.7	191 0.77	40	-20 to +70	40,000
9GA0405P6F001 <sup>(Note)</sup>			100	0.18	0.9	8,000	0.21 7.4	79.5 0.32	28		60,000
9GA0412P6G001	12	10.2 to 13.8	100	0.23	2.76	16,000	0.42 14.8	318 1.28	47		40,000
			0	0.04	0.48	3,800	0.10 3.5	17.9 0.07	14		60,000
100			0.14	1.68	12,400	0.33 11.7	191 0.77	40			
0			0.04	0.48	3,800	0.10 3.5	17.9 0.07	14			
100			0.08	0.96	8,000	0.21 7.4	79.5 0.32	28			
0			0.03	0.36	2,200	0.06 2.1	6.0 0.02	10			
9GA0424P6G001 <sup>(Note)</sup>	24	20.4 to 27.6	100	0.13	3.12	16,000	0.42 14.8	318 1.28	47		40,000
9GA0424P6H001 <sup>(Note)</sup>			100	0.08	1.92	12,400	0.33 11.7	191 0.77	40		60,000
9GA0424P6F001 <sup>(Note)</sup>			100	0.04	0.96	8,000	0.21 7.4	79.5 0.32	28		

Note: Rated voltage 5V and 24V fans do not rotate when PWM duty cycle is 0%.

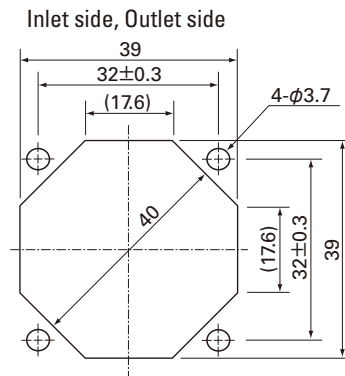
\*PWM Frequency : 25kHz

Available options: ⇒ **Without Sensor** **Pulse Sensor**

## Dimensions (Unit : mm)



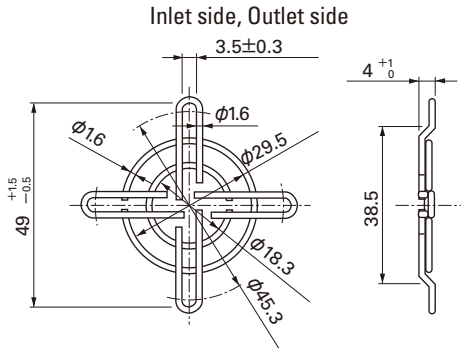
## Reference dimension of mounting holes and vent opening (Unit : mm)



**Options (Unit : mm)**

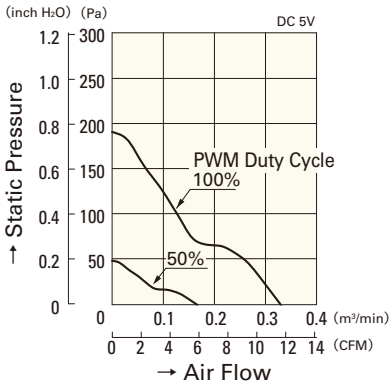
**Finger guards**

Model : 109-059 Surface treatment : Nickel-chrome plating (silver) Color

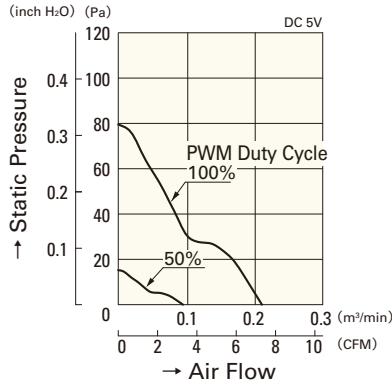


**Air Flow - Static Pressure Characteristics**

**PWM Duty Cycle**

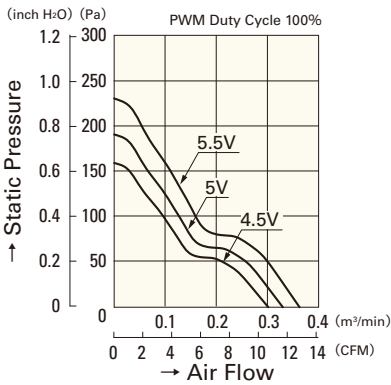


**9GA0405P6H001**

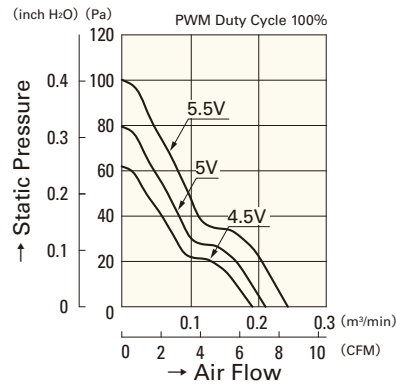


**9GA0405P6F001**

**Operating Voltage Range**

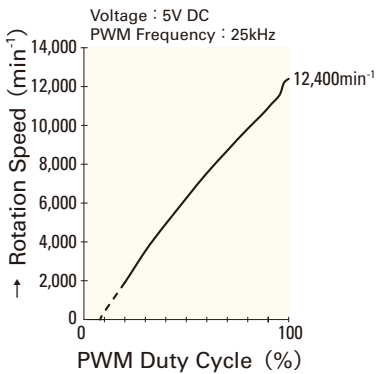


**9GA0405P6H001**

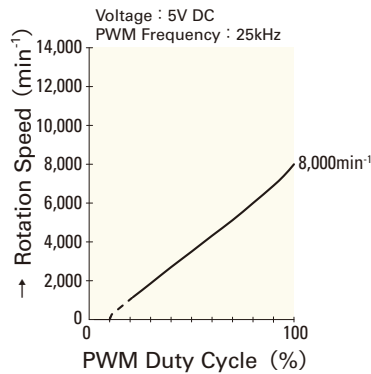


**9GA0405P6F001**

**PWM Duty - Speed Characteristics Example**



**9GA0405P6H001**



**9GA0405P6F001**

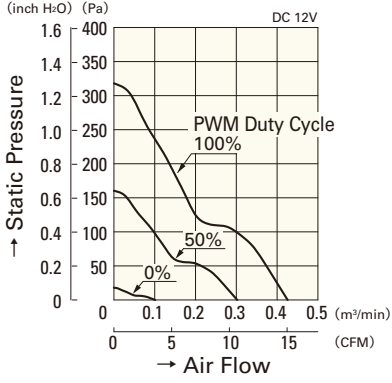
**40**mm sq.

**San Ace 40**

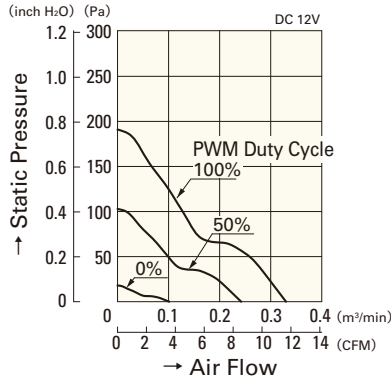
**40×40×20mm** [Mass : 35g]

**Air Flow - Static Pressure Characteristics**

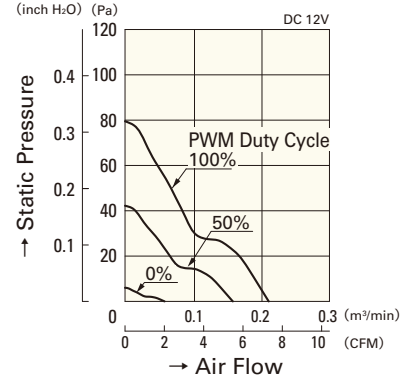
**PWM Duty Cycle**



**9GA0412P6G001**

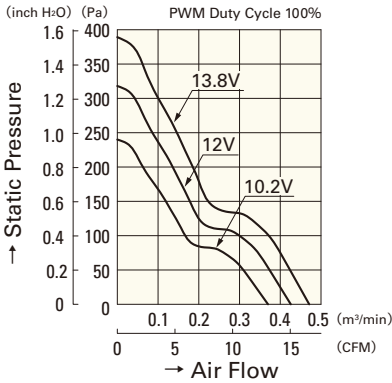


**9GA0412P6H001**

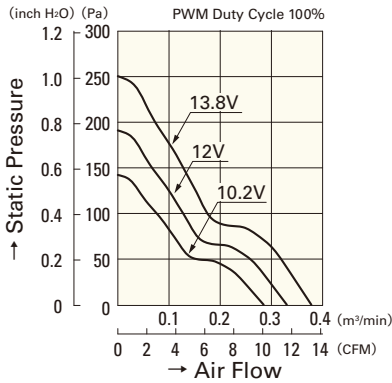


**9GA0412P6F001**

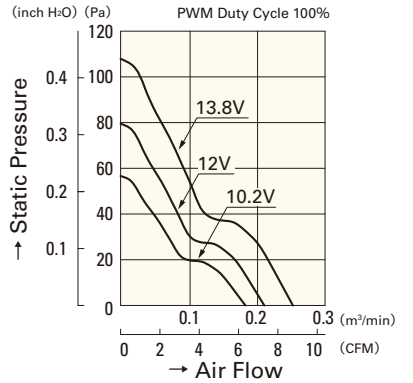
**Operating Voltage Range**



**9GA0412P6G001**

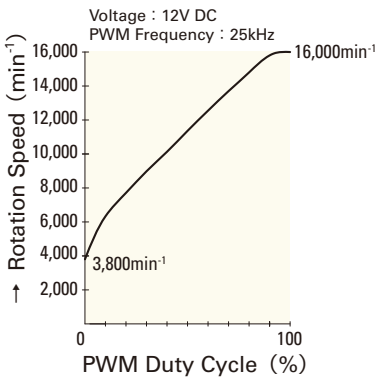


**9GA0412P6H001**

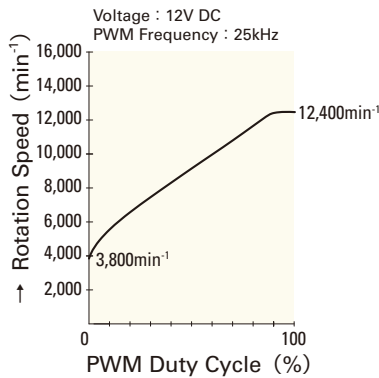


**9GA0412P6F001**

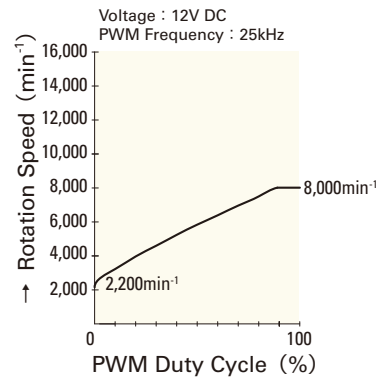
**PWM Duty - Speed Characteristics Example**



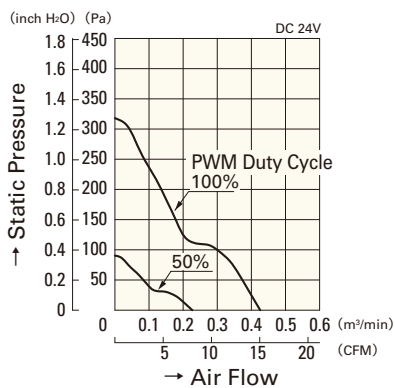
**9GA0412P6G001**



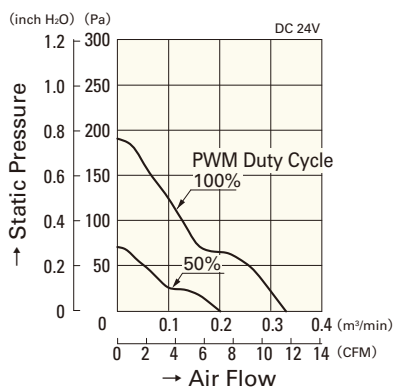
**9GA0412P6H001**



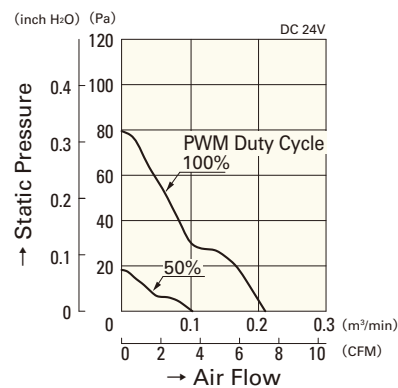
**9GA0412P6F001**



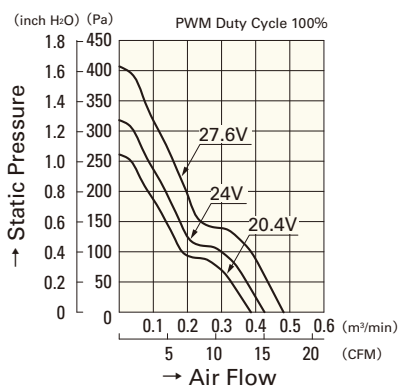
9GA0424P6G001



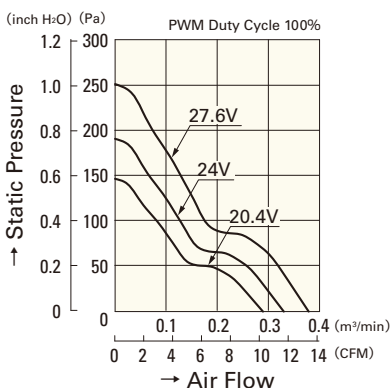
9GA0424P6H001



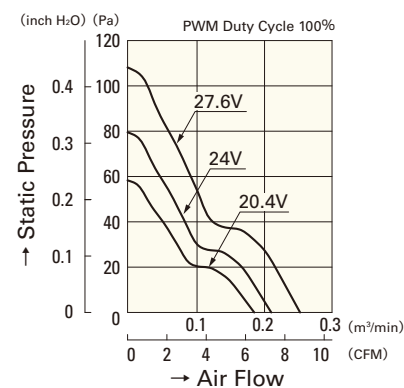
9GA0424P6F001



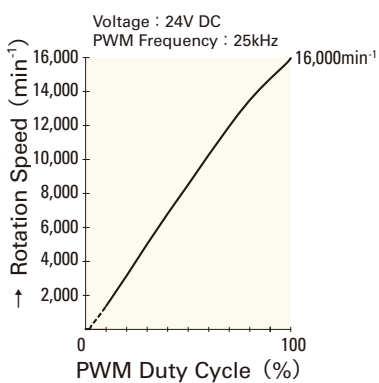
9GA0424P6G001



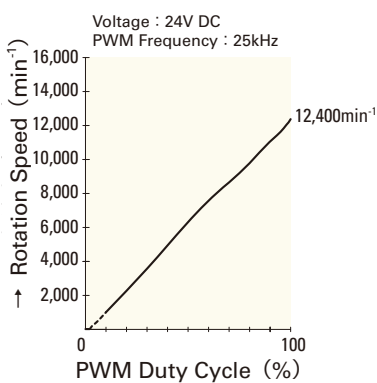
9GA0424P6H001



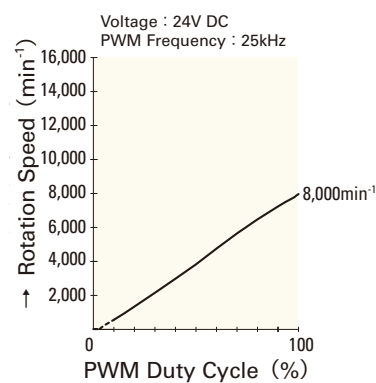
9GA0424P6F001



9GA0424P6G001



9GA0424P6H001



9GA0424P6F001