

Features

- 0805 size
- Available in E12 Series
- High frequency
- Nickel barrier
- RoHS compliant*

Applications

- Mobile phones
- Cellular phones
- CTV, VCR, HIC, FDD
- Automotive electronics

CE201210 Series - Multi-Layer Chip Inductors

Electrical Specifications

Bourns Part No.	Inductance		Q Typ.	Test Frequency	SRF MHz	DCR	I rms
	nH	Tol. %	@100 MHz	L MHz	Min.	mohm Max.	mA Max.
CE201210-1N5D	1.5	± 0.3 nH	21	100	4000	100	300
CE201210-1N8D	1.8	± 0.3 nH	18	100	4000	100	300
CE201210-2N2D	2.2	± 0.3 nH	18	100	4000	100	300
CE201210-2N7D	2.8	± 0.3 nH	19	100	4000	100	300
CE201210-3N3J	3.3	± 5	16	100	4000	130	300
CE201210-3N9J	3.9	± 5	18	100	4000	150	300
CE201210-4N7J	4.7	± 5	18	100	3500	200	300
CE201210-5N6J	5.6	± 5	20	100	3200	230	300
CE201210-6N8J	6.8	± 5	20	100	2800	250	300
CE201210-8N2J	8.2	± 5	21	100	2400	280	300
CE201210-10NJ	10	± 5	20	100	2100	300	300
CE201210-12NJ	12	± 5	21	100	1900	350	300
CE201210-15NJ	15	± 5	22	100	1600	400	300
CE201210-18NJ	18	± 5	24	100	1500	450	300
CE201210-22NJ	22	± 5	23	100	1400	500	300
CE201210-27NJ	27	± 5	23	100	1300	550	300
CE201210-33NJ	33	± 5	24	100	1200	600	300
CE201210-39NJ	39	± 5	23	100	1000	650	300
CE201210-47NJ	47	± 5	23	100	900	700	300
CE201210-56NJ	56	± 5	23	100	800	750	300
CE201210-68NJ	68	± 5	25	100	700	800	300
CE201210-82NJ	82	± 5	24	100	600	900	300
CE201210-R10J	100	± 5	23	100	600	900	300
CE201210-R12J	120	± 5	22	50	500	950	300
CE201210-R15J	150	± 5	22	50	500	1000	300
CE201210-R18J	180	± 5	23	50	400	1100	300
CE201210-R22J	220	± 5	20	50	350	1200	300
CE201210-R27J	270	± 5	20	50	300	1300	300
CE201210-R33J	330	± 5	22	50	250	1400	300
CE201210-R39J	390	± 5	17	50	250	1300	300
CE201210-R47J	470	± 5	17	50	200	1500	300

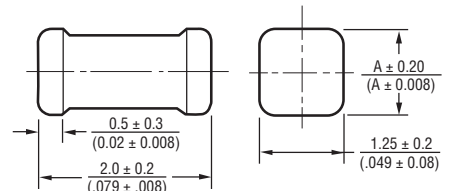
General Specifications

Temperature Rise30 °C max. at rated current
 Operating Temperature-55 °C to +125 °C
 Storage Temperature-55 °C to +125 °C
 Reflow Soldering .. 230 °C, 50 sec. max.
 Resistance to Soldering Heat 260 °C, 10 sec.

Materials

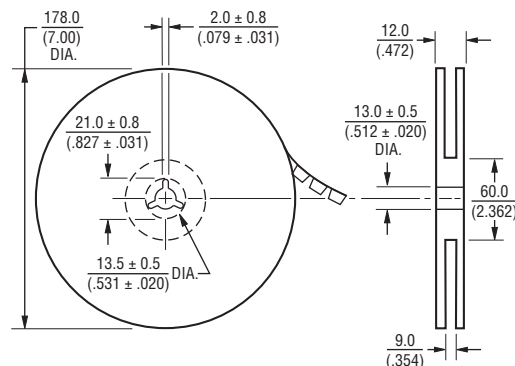
Base Material.....Ceramic
 Terminal.....Ag/Ni/Sn
 Packaging:
 CE201210-1N5D through CE201210-82NJ.... 4,000 pcs. per reel
 CE201210-R10J through CE201210-R27J.... 4,000 pcs. per reel
 CE201210-R33J through CE201210-R47J.... 2,000 pcs. per reel

Product Dimensions

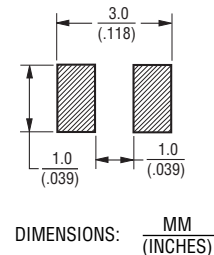


Model	Dimension A
CE201210-15ND through CD201210-82NJ	$\frac{0.83}{(0.033)}$
CE201210-R10J through CE201210-R39J	$\frac{1.00}{(0.039)}$
CE201210-R47J	$\frac{1.25}{(0.050)}$

Packaging Specifications



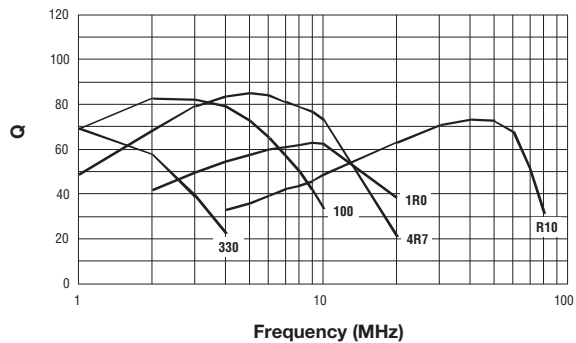
Recommended Layout



*RoHS Directive 2002/95/EC Jan. 27, 2003 including annex and RoHS Recast 2011/65/EU June 8, 2011. Specifications are subject to change without notice. Customers should verify actual device performance in their specific applications.

Electrical Specifications

Q Characteristics



DC Bias Characteristics

