


## PNP Silicon Epitaxial Planar Transistor

for switching and amplifier applications. Especially suitable for AF-driver stages and low power output stages.

The transistor is subdivided into three groups, G, H and I, according to its DC current gain. As complementary type the NPN transistor 9013 is recommended.



1. Emitter 2. Base 3. Collector  
TO-92 Plastic Package

### Absolute Maximum Ratings ( $T_a = 25\text{ }^\circ\text{C}$ )

Parameter	Symbol	Value	Unit
Collector Base Voltage	$-V_{CBO}$	40	V
Collector Emitter Voltage	$-V_{CEO}$	30	V
Emitter Base Voltage	$-V_{EBO}$	5	V
Collector Current	$-I_C$	500	mA
Power Dissipation	$P_{tot}$	625	mW
Junction Temperature	$T_j$	150	$^\circ\text{C}$
Storage Temperature Range	$T_{stg}$	- 55 to + 150	$^\circ\text{C}$

### Characteristics at $T_a = 25\text{ }^\circ\text{C}$

Parameter	Symbol	Min.	Max.	Unit	
DC Current Gain at $-V_{CE} = 1\text{ V}$ , $-I_C = 50\text{ mA}$  at $-V_{CE} = 1\text{ V}$ , $-I_C = 500\text{ mA}$	Current Gain Group G	$h_{FE}$	110	200	-
	H	$h_{FE}$	190	300	-
	I	$h_{FE}$	290	380	-
		$h_{FE}$	40	-	-
Collector Base Cutoff Current at $-V_{CB} = 35\text{ V}$	$-I_{CBO}$	-	100	nA	
Emitter Base Cutoff Current at $-V_{EB} = 5\text{ V}$	$-I_{EBO}$	-	100	nA	
Collector Base Breakdown Voltage at $-I_C = 100\text{ }\mu\text{A}$	$-V_{(BR)CBO}$	40	-	V	
Collector Emitter Breakdown Voltage at $-I_C = 1\text{ mA}$	$-V_{(BR)CEO}$	30	-	V	
Emitter Base Breakdown Voltage at $-I_E = 100\text{ }\mu\text{A}$	$-V_{(BR)EBO}$	5	-	V	
Collector Emitter Saturation Voltage at $-I_C = 500\text{ mA}$ , $-I_B = 50\text{ mA}$	$-V_{CE(sat)}$	-	0.6	V	
Base Emitter Saturation Voltage at $-I_C = 500\text{ mA}$ , $-I_B = 50\text{ mA}$	$-V_{BE(sat)}$	-	1.2	V	
Base Emitter Voltage at $-V_{CE} = 1\text{ V}$ , $-I_C = 100\text{ mA}$	$-V_{BE}$	-	1	V	
Gain Bandwidth Product at $-V_{CE} = 6\text{ V}$ , $-I_C = 20\text{ mA}$	$f_T$	100	-	MHz	



Fig. 1  $P_{tot} - T_a$

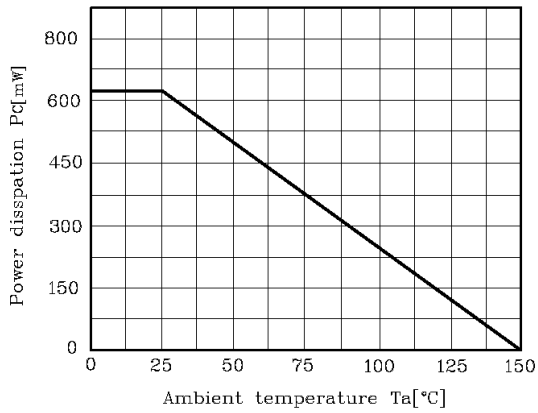


Fig. 2  $I_C - V_{BE}$

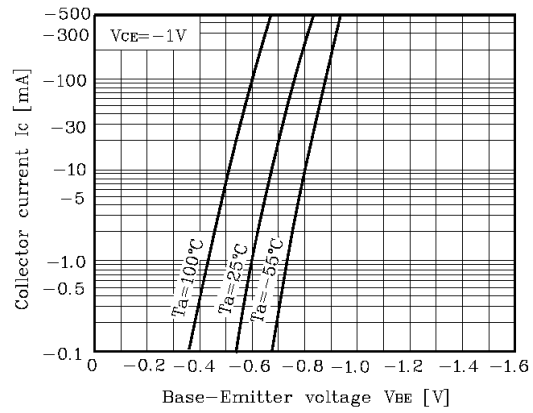


Fig. 3  $I_C - V_{CE}$

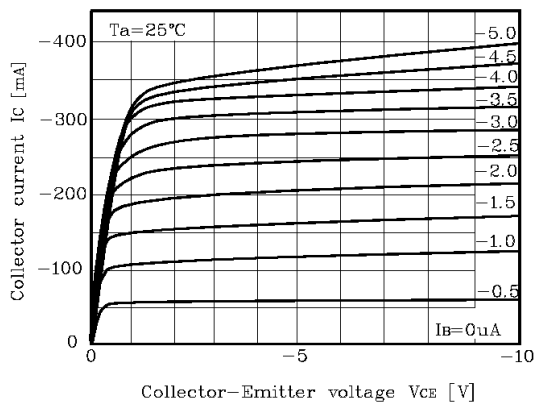


Fig. 4  $V_{CE(sat)} - I_C$

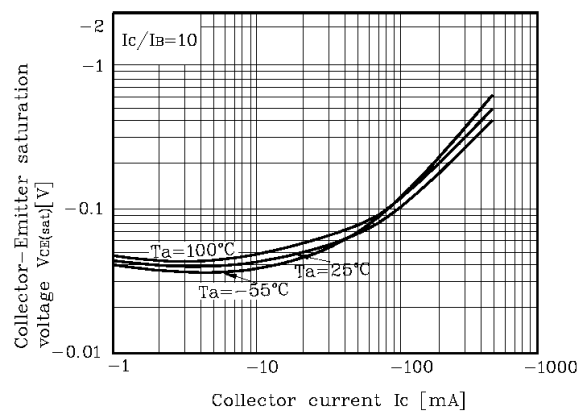


Fig. 5  $h_{FE} - I_C$

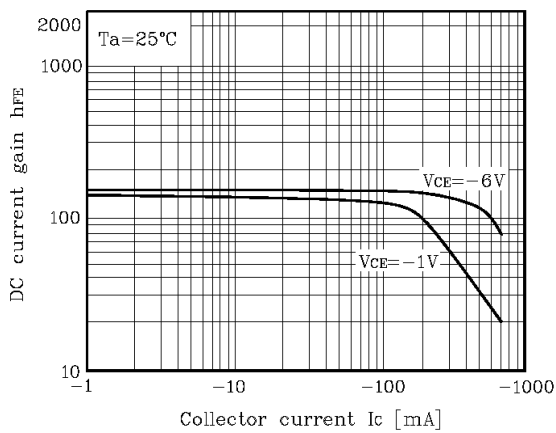


Fig. 6  $h_{FE} - I_C$

