

# F1100/F1150F/F1199 RFI Filters

General Purpose


SINGLE PHASE FILTERS



## Features:

- Most Economical Design
- Designed for General Purpose, Common Mode Applications
- Available in Standard (F1100) and Low-Leakage (F1150) (F1160) (F1170) (F1180) (F1190) (F1199) Models

## F1100/F1150/F1199 Simplified Schematic



Nominal Current Rating 115 VAC	Part Number	Termination Line/Load	MINIMUM INSERTION LOSS - dB (50 ohm Circuit)						
			MODE	Frequency - MHz					
				.15	.50	1.0	5.0	10	30
1A	F1100AA01 F1100BB01	QC/QC Wire/Wire	Common Differential	20	35	43	52 55	55 65	50 50
	F1150AA01 F1150BB01	QC/QC Wire/Wire	Common Differential	20	30	37	50 55	50 65	50 50
	F1199AA01	QC/QC	Common Differential	32 5	45 14	45 23	43 47	43 50	40 45
2A	F1199AA02 F1199BB02	QC/QC Wire/Wire	Common Differential	24 5	35 13	43 16	45 45	45 50	40 45
	3A	F1100AA03 F1100BB03 F1100PP03	QC/QC Wire/Wire PC/PC	Common Differential	20	35	43	52 55	55 64
F1150AA03 F1150BB03		QC/QC Wire/Wire	Common Differential	20	30	37	50 55	50 64	50 46
F1199AA03 F1199BB03		QC/QC Wire/Wire	Common Differential	20 5	30 12	38 14	48 38	48 44	44 42
6A	F1100AA06 F1100BB06	QC/QC Wire/Wire	Common Differential	10	22 2	30 5	46 51	50 57	45 49
	F1150AA06 F1150BB06	QC/QC Wire/Wire	Common Differential	10	20 2	27 5	45 51	45 57	45 49
	F1199AA06 F1199BB06	QC/QC Wire/Wire	Common Differential	9 5	20 12	28 14	42 33	50 42	47 42
10A	F1100AA10 F1100BB10	QC/QC Wire/Wire	Common Differential	10	22	30 2	46 27	50 47	45 50
	F1150AA10 F1150BB10	QC/QC Wire/Wire	Common Differential	10	20	27 2	45 27	45 47	45 50
	F1199AA10 F1199BB10 F1199DD10	QC/QC Wire/Wire Screw/Screw	Common Differential	9 5	20 12	25 14	38 33	42 42	40 42
20A	F1100AA20 F1100DD20	QC/QC Screw/Screw	Common Differential	8	18	22 5	36 22	42 46	45 60
	F1150AA20 F1150DD20	QC/QC Screw/Screw	Common Differential	8	15	20 5	32 22	38 46	45 60
	F1199AA20 F1199DD20	QC/QC Screw/Screw	Common Differential	10 5	20 12	28 15	35 30	38 40	40 40
30A	F1199DD30	Screw/Screw	Common Differential	13 5	23 12	30 15	35 30	38 40	40 40

NOTE: Other combinations of terminals may be specified on special order.



**Specifications:**

**Rated Voltage:** 250VAC Maximum - 50/60 Hz

<b>Rated Current:</b>	115VAC	250VAC
	1A	1A
	2A	1.5A
	3A	2.5A
	6A	4A
	10A	6A
	20A	10A
	30A	15A

**Current Overload:** 6X for 8 seconds

<b>Hi-Pot Test (1 min):</b>	<b>F1100/F1150</b>	<b>F1199</b>
Line to Ground:	1500VAC	1500VAC
Line to Line:	1768VDC	1450VDC

**Insulation Resistance:**  $9 \times 10^9 \Omega$  at 100VDC

**Ambient Temperature:** 40°C Max. at rated current

**Humidity Range:** 0% to 95% R.H.

**Termination:**

- A: QC – Quick Connect
- B: Wire
- D: Screw
- P: PCB Mount

**Maximum Leakage Current:**

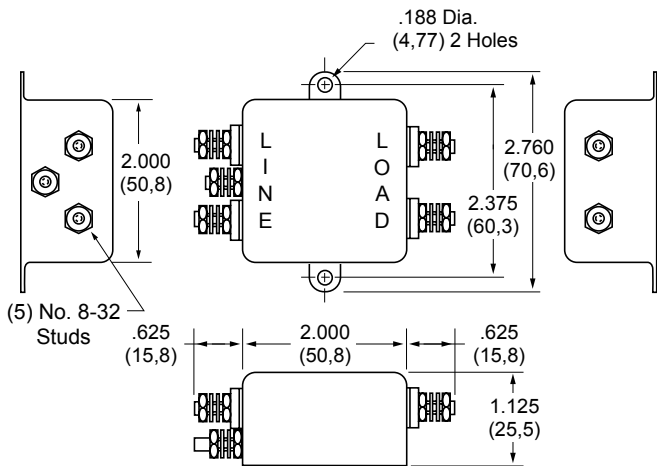
Each Line to Ground	F1100	F1150	F1199
115VAC, 60Hz:	0.40mA	0.25mA	0.25mA
250VAC, 50Hz:	.75mA	0.40mA	0.45mA

**Agency Approvals:**



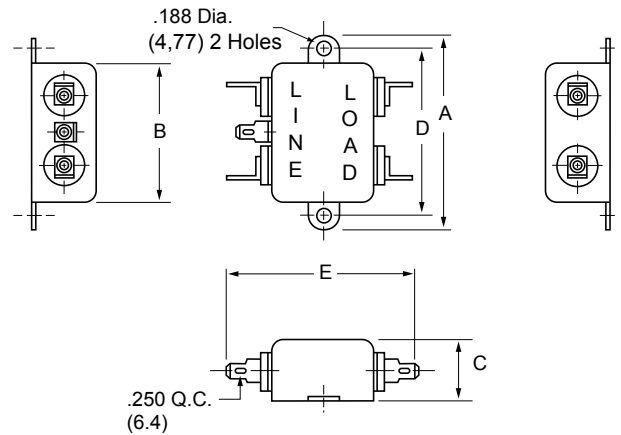
	F1100	F1100	F1100
F1150	F1500	Except 20Amp	F1150
F1199	F1199	F1199	F1199

**F1100DD/F1150DD**  
(20Amp Only) Dimensions



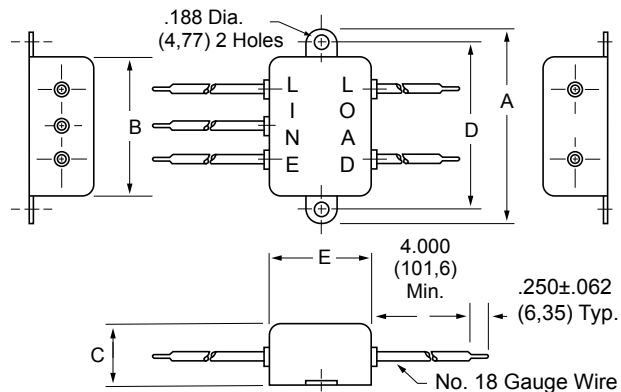
**F1100AA/F1150AA**  
(1, 3, 6, 10 and 20Amp) Dimensions

Amps	A	B	C	D	E
1A	2.500 (63,5)	1.750 (44,5)	.625 (15,8)	2.125 (53,9)	1.425 (362)
3A	2.500 (63,5)	1.750 (44,5)	.750 (19,1)	2.125 (53,9)	1.8 (45,8)
6A	2.500 (63,5)	1.750 (44,5)	.750 (19,1)	2.125 (53,9)	1.8 (45,8)
10A	2.500 (63,5)	1.750 (44,5)	1.125 (28,5)	2.125 (53,9)	1.8 (45,8)
20A	2.760 (70,6)	2.000 (60,8)	1.125 (28,5)	2.375 (60,3)	2.550 (64,8)



**F1100BB/FB1150BB**  
(1, 3, 6 and 10Amp) Dimensions

Amps	A	B	C	D	E
1A	2.500 (63,5)	1.750 (44,5)	.625 (15,8)	2.125 (53,9)	.875 (22,2)
3A	2.500 (63,5)	1.750 (44,5)	.750 (19,1)	2.125 (53,9)	1.250 (31,8)
6A	2.500 (63,5)	1.750 (44,5)	.750 (19,1)	2.125 (53,9)	1.250 (31,8)
10A	2.500 (63,5)	1.750 (44,5)	1.125 (28,5)	2.125 (53,9)	1.250 (31,8)



Dimensions are in inches and millimeters unless otherwise specified. Values in parentheses are metric equivalents.



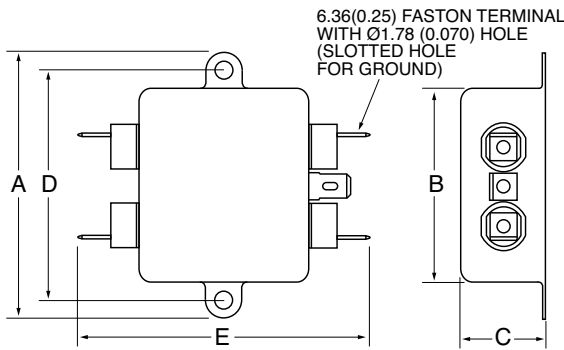
# F1100/F1150/F1199 RFI Filters (continued)

General Purpose

SINGLE PHASE FILTERS

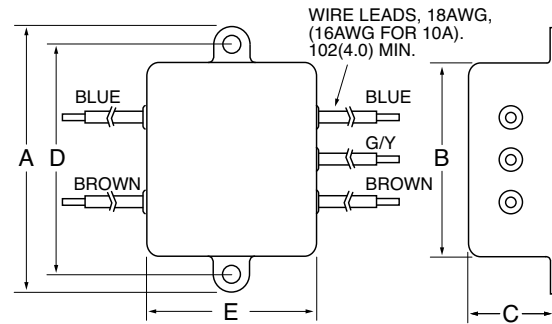
## F1199AA (1, 2, 3, 6, 10 and 20Amp) Dimensions

Amps	A	B	C	D	E
1A	2.53 (64,3)	1.82 (46,2)	0.66 (16,8)	2.126 (54,0)	2.25 (57,2)
2A	2.53 (64,3)	1.82 (46,2)	0.66 (16,8)	2.126 (54,0)	2.25 (57,2)
3A	2.53 (64,3)	1.82 (46,2)	0.78 (19,8)	2.126 (54,0)	2.61 (66,3)
6A	2.53 (64,3)	1.82 (46,2)	0.78 (19,8)	2.126 (54,0)	2.61 (66,3)
10A	2.53 (64,3)	1.82 (46,2)	1.16 (29,5)	2.126 (54,0)	2.61 (66,3)
20A	2.81 (71,4)	2.07 (52,6)	1.16 (29,5)	2.375 (60,33)	3.36 (85,3)



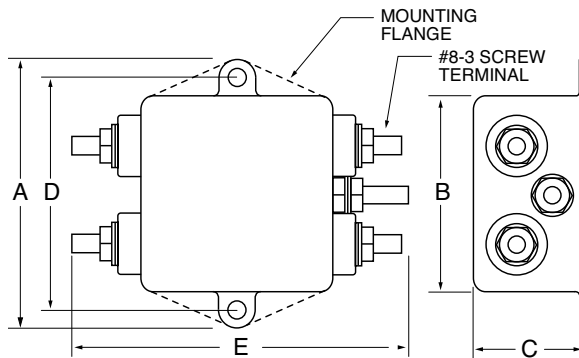
## F1199BB (2, 3, 6 and 10Amp) Dimensions

Amps	A	B	C	D	E
2A	2.53 (64,3)	1.82 (46,2)	0.66 (16,8)	2.126 (54,0)	0.96 (24,4)
3A	2.53 (64,3)	1.82 (46,2)	0.78 (19,8)	2.126 (54,0)	1.32 (33,5)
6A	2.53 (64,3)	1.82 (46,2)	0.78 (19,8)	2.126 (54,0)	1.32 (33,5)
10A	2.53 (64,3)	1.82 (46,2)	1.16 (29,5)	2.126 (54,0)	1.32 (33,5)



## F1199DD (10, 20 and 30Amp) Dimensions

Amps	A	B	C	D	E
10A	2.53 (64,3)	1.82 (46,2)	1.16 (29,5)	2.126 (54,0)	2.72 (69,1)
20A	2.81 (71,4)	2.07 (52,6)	1.16 (29,5)	2.375 (60,33)	3.46 (87,9)
30A	4.20 (106,7)	3.38 (85,9)	1.53 (38,9)	3.75 (95,25)	5.34 (135,6)



## F1100PP Recommended PC Mounting

