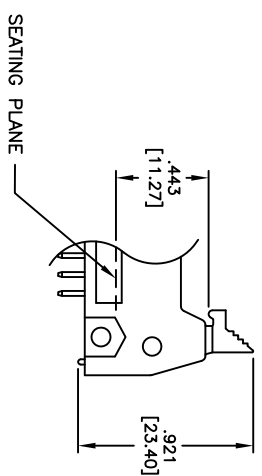
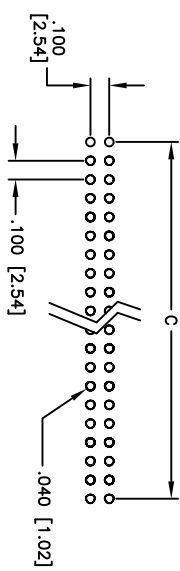
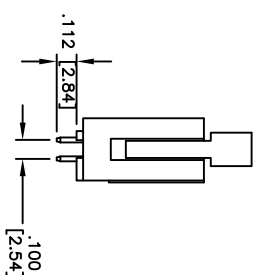
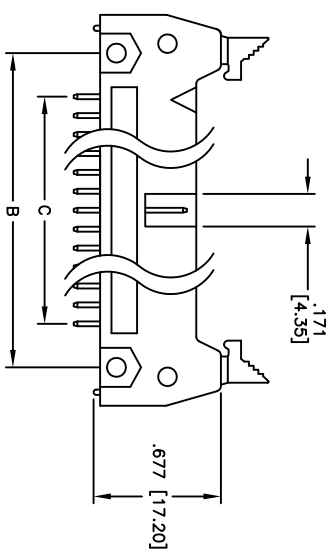
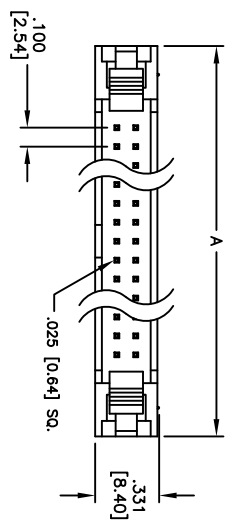


Rev	AWO #	Description	Date	Appr
-		RELEASED	2/15/11	

APPROVED: \_\_\_\_\_  
 DATE: \_\_\_\_\_ TITLE: \_\_\_\_\_



**SPECIFICATIONS:**

**Material:** PBT, glass reinforced, rated UL 94V-0, color black  
**Insulator:** Brass  
**Contacts:** Brass  
**Plating:** 30u" Gold over Nickel underplate on mating area, Tin over Copper underplate on solder tails  
**Electrical:**  
 Operating voltage: 250 VAC max  
 Current rating: 3 Amps max  
 Contact Resistance: 20 mohm max  
 Insulation resistance: 5000 Mohm min  
 Dielectric withstanding voltage: 1000 VAC  
**Mechanical:**  
 Mating durability: 500 cycles min  
 Temperature Rating: -55°C to +105°C  
 Operating temperature: -55°C to +105°C  
**Environmental:**  
 Lead free, ROHS compliant.  
 Recommended soldering temp: 235°C for 5 sec.

Positions: 10, 14, 16, 20, 24, 26, 30, 34, 40, 50, 60, 64  
 A = .100 [2.54] x No. of Spaces + .860 [21.84]  
 B = .100 [2.54] x No. of Spaces + .460 [11.68]  
 C = .100 [2.54] x No. of Spaces

UNLESS OTHERWISE SPECIFIED  
 ALL DIMENSIONS ARE MM [INCHES]  
 TOLERANCES: EXCEPT AS NOTED

INCHES	HOLES
.X ± .10	ØX ± .10
.XX ± .020	ØXXX ± .015
.XXX ± .015	ØXXX ± .010

APPROVALS	DATE
DRAWN AY	2/15/11
CHECKED JL	2/15/11
APPROVED	

**ADAM TECH**  
 909 Railway Avenue, Union, NJ 07083  
 Phone: 908-687-5000 Fax: 908-687-5710

TITLE: LATCH BOX HEADER, STRAIGHT  
 PCB TYPE, 30u" SEI GOLD PLATED

SIZE	PART NO.	SCALE	SHEET 1 OF 1
X	MHR-XX-VSGBS-112-30	NIS	

