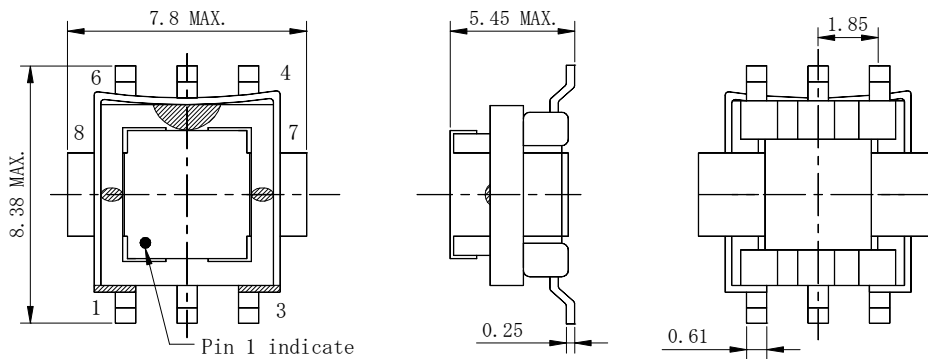
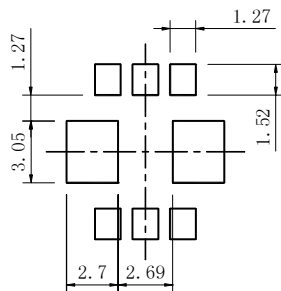



**Type: CEEH55**
**◆ Product Description**

- 8.38×7.8mm Max.(L×W), 5.45mm Max. Height .
- Custom design is available.


**◆ Feature**

- Low profile SMD type, low primary DCR version.
- Current rating: up to 20A.
- Operating Frequency range: 50kHz~1MHz.
- RoHS Compliance.

**◆ Dimensions (mm)**

**◆ Land Pattern**

**◆ Schematics (Bottom)**

**◆ Specification**

NO.	Part No.	Stamp	Inductance [Min.] (1-3) (mH) ※1	D.C.R.		Rated current (A) ※2	HI-POT 1,3to7,8
				8-7	1-3		
01	SØ2ØB	A	0.08	0.75	550	20	500
02	SØ3ØB	B	0.18	0.75	870	20	500
03	SØ4ØB	C	0.32	0.75	1140	20	500
04	SØ5ØB	D	0.50	0.75	1500	20	500
05	SØ6ØB	E	0.72	0.75	1750	20	500
06	SØ7ØB	F	0.98	0.75	4750	20	500
07	S1ØØB	G	2.00	0.75	5500	20	500
08	S125B	H	3.00	0.75	6800	20	500

※1 Measuring frequency Inductance at 10kHz,0.1Vrms.

※2 Rated current: DC current when temperature of coil increased up to 40°C.(Ta=20°C)

※3 The HI-POT test condition is 50/60Hz,1 minute and leakage current is 1mA.