

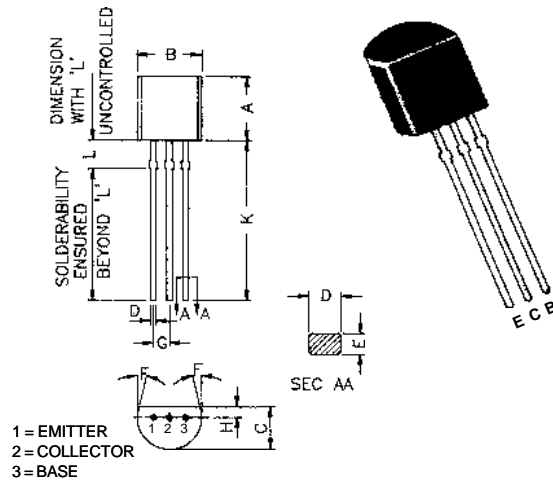
TO-92 Plastic Package

CSA733

PNP SILICON PLANAR EPITAXIAL TRANSISTOR

Low Frequency Amplifier

Complementary to CSC945



DIM	MIN	MAX
A	4,32	5,33
B	4,45	5,20
C	3,18	4,19
D	0,41	0,55
E	0,35	0,50
F	5 DEG	
G	1,14	1,40
H	1,14	1,53
K	12,70	—
L	1.982	2.082

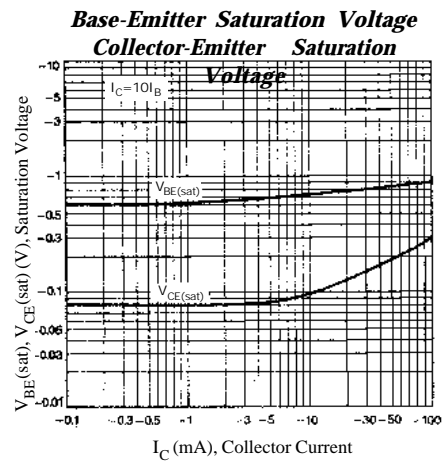
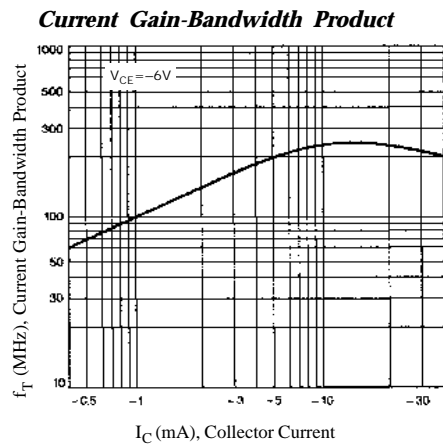
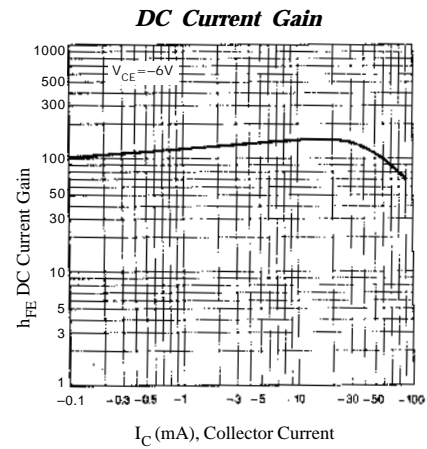
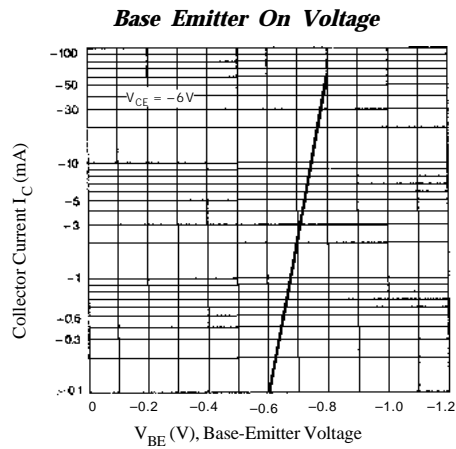
ALL DIMENSIONS IN M.M.

ABSOLUTE MAXIMUM RATINGS

Rating	Symbol	Value	Unit
Collector-Base Voltage	BV_{CBO}	60	V
Collector-Emitter Voltage	BV_{CEO}	50	V
Emitter Base Voltage	BV_{EBO}	5	V
Collector Current (DC)	I_C	100	mA
Base Current (DC)	I_B	20	mA
Total Power Dissipation @ $T_{amb} = 25\text{ }^{\circ}\text{C}$	P_{tot}	500	mW
Operating Storage Junction Temperature Range	T_j, T_{stg}	-55 to +150	$^{\circ}\text{C}$

ELECTRICAL CHARACTERISTICS ($T_a=25\text{ }^{\circ}\text{C}$ unless otherwise specified)

Characteristic	Symbol	Min	Typ	Max	Unit
Collector Emitter Breakdown Voltage $I_C=1\text{mA}, I_B=0$	BV_{CEO}	50	-	-	V
Collector Base Voltage $I_C=100\mu\text{A}, I_E=0$	BV_{CBO}	60	-	-	V
Emitter Base Voltage $I_E=10\mu\text{A}, I_C=0$	BV_{EBO}	5	-	-	V
Collector Cut-Off Current $V_{CB}=60\text{V}, I_E=0$	I_{CBO}	-	-	0.1	μA
Emitter Cut-Off Current $V_{EB}=5\text{V}, I_C=0$	I_{EBO}	-	-	0.1	μA
DC Current Gain $V_{CE}=6\text{V}, I_C=1\text{mA}$	h_{FE}^*	90	-	600	
Collector Emitter Saturation Voltage $I_C=100\text{mA}, I_B=10\text{mA}$	$V_{CE(sat)}$	-	-	0.3	V
Base Emitter On Voltage $I_C=1\text{mA}, V_{CE}=6\text{V}$	$V_{BE(on)}$	0.6	-	0.7	V
DYNAMIC CHARACTERISTICS					
Current-Gain Bandwidth Product $V_{CE}=6\text{V}, I_C=10\text{mA}$	f_T	100	-	-	MHz
Common Base Output Capacitance $V_{CB}=10\text{V}, I_E=0, f=1\text{MHz}$	C_{ob}	-	-	6	pF
Noise Figure $V_{CE}=6\text{V}, I_C=0.3\text{mA}$ $R_s=10\text{k}\Omega, f=100\text{Hz}$	NF	-	-	20	dB
h_{FE} CLASSIFICATION	R	Q	P	K	
	90-180	135-270	200-400	300-600	



Disclaimer

The product information and the selection guides facilitate selection of the CDIL's Discrete Semiconductor Device(s) best suited for application in your product(s) as per your requirement. It is recommended that you completely review our Data Sheet(s) so as to confirm that the Device(s) meet functionality parameters for your application. The information furnished on the CDIL Web Site/ CD are believed to be accurate and reliable. CDIL however, does not assume responsibility for inaccuracies or incomplete information. Furthermore, CDIL does not assume liability whatsoever, arising out of the application or use of any CDIL product; neither does it convey any license under its patent rights nor rights of others. These products are not designed for use in life saving/support appliances or systems. CDIL customers selling these products (either as individual Discrete Semiconductor Devices or incorporated in their end products), in any life saving/support appliances or systems or applications do so at their own risk and CDIL will not be responsible for any damages resulting from such sale(s).

CDIL strives for continuous improvement and reserves the right to change the specifications of its products without prior notice.



CDIL is a registered Trademark of
Continental Device India Limited

C-120 Naraina Industrial Area, New Delhi 110 028, India.
Telephone + 91-11-2579 6150, 5141 1112 Fax + 91-11-2579 5290, 5141 1119
email@cdil.com www.cdilsemi.com