

Round Type LED lamp

BL-L513

Features:

- Ø 5mm Round Type LED lamp
- Ø Ultra brightness.
- Ø Choice of various viewing angles.
- Ø Diffused, Transparent and Water clear lens are available.
- Ø IC compatible /Low current capability.
- Ø RoHs Compliance



Electrical-optical characteristics: (Ta=25°C) (Test Condition: IF=20mA)

Part Number	Chip			Lens Type	Forward Voltage(VF) Unit:V		Luminous Intensity (lv) Unit:mcd		Viewing Angle 2θ/2 (deg)
	Emitted Color	Material	λ _p (nm)		Typ	Max	Min.	Typ.	
BL-L513SRC	Hi Red	AlGaAs,SH	660	Water Clear	1.85	2.20	50	250	20
BL-L513LRC	Super Red	AlGaAs,DH	660		1.85	2.20	250	600	
BL-L513URC	Ultra Red	AlGaAs,DDH	660		1.95	2.20	600	1000	
BL-L513UEC	Ultra Orange	AlGaInP	630		2.10	2.50	800	2000	
BL-L513UYC	Ultra Yellow	AlGaInP	590		2.10	2.50	1000	2200	
BL-L513UGC	Ultra Green	AlGaInP	574		2.20	2.50	300	700	
BL-L513PGC	Ultra Pure Green	InGaN	525		3.80	4.50	2000	5000	
BL-L513BGC	Ultra Bluish Green	InGaN	505		3.80	4.50	1800	4000	
BL-L513UBC	Ultra Blue	InGaN	470		2.70	4.20	2000	5000	
BL-L513UVC	UV	InGaN	405		3.80	4.50	80	150	
BL-L513UWC	Ultra White	InGaN	/		2.70	4.20	3000	10000	
BL-L513SRD	Hi Red	AlGaAs,SH	660		Diffused	1.85	2.20	20	
BL-L513LRD	Super Red	AlGaAs,DH	660	1.85		2.20	50	120	
BL-L513URD	Ultra Red	AlGaAs,DDH	660	1.95		2.20	100	220	
BL-L513UED	Ultra Orange	AlGaInP	630	2.10		2.50	120	300	
BL-L513UYD	Ultra Yellow	AlGaInP	590	2.10		2.50	120	320	
BL-L513UYOD	Ultra Yellow	AlGaInP	619	2.10		2.50	120	320	
BL-L513UGD	Ultra Green	AlGaInP	574	2.20		2.50	45	100	
BL-L513PGD	Ultra Pure Green	InGaN	525	3.80		4.50	400	900	
BL-L513BGD	Ultra Bluish Green	InGaN	505	3.80		4.50	300	800	
BL-L513UBD	Ultra Blue	InGaN	470	2.70		4.20	400	900	
BL-L513UWW	Ultra White	InGaN	/	2.70		4.20	1000	2000	

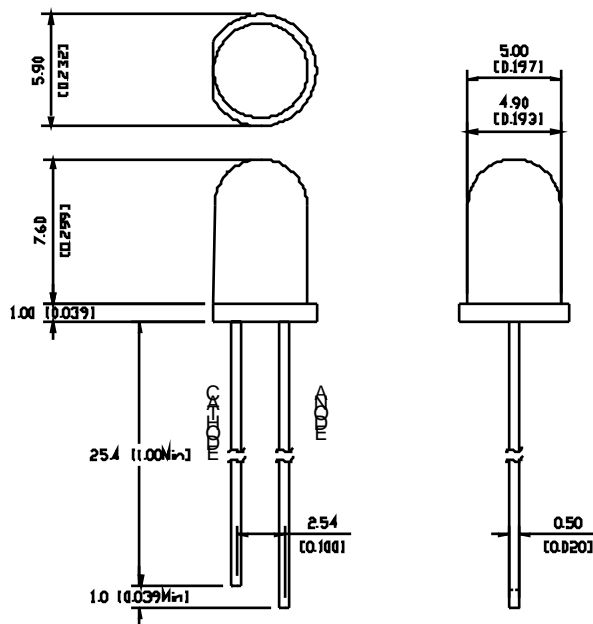
Round Type LED lamp

BL-L513

Absolute maximum ratings (Ta=25°C)

Parameter	SR	LR	UR	UE	UY	UG	PG	BG	B	UB	UV	W	Unit
Forward Current I_F	25	25	25	30	30	30	30	30	30	30	30	30	mA
Power Dissipation P_d	60	60	60	65	65	75	110	110	120	120	120	120	mW
Reverse Voltage V_R	5	5	5	5	5	5	5	5	5	5	5	5	V
Peak Forward Current I_{PF} (Duty 1/10 @1KHZ)	150	150	150	150	150	150	150	100	100	100	100	100	mA
Operation Temperature T_{OPR}	-40 to +80												°C
Storage Temperature T_{STG}	-40 to +85												°C
Lead Soldering Temperature TSOL	Max.260±5°C for 3 sec Max. (1.6mm from the base of the epoxy bulb)												°C

Package configuration & Internal circuit diagram



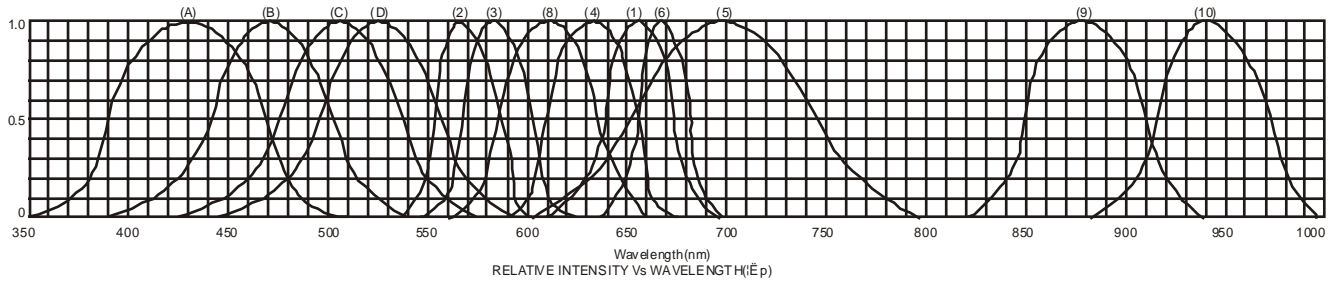
Notes:

1. All dimensions are in millimeters (inches)
2. Tolerance is ± 0.25 (0.01") unless otherwise noted.
3. Specifications are subject to change without notice.

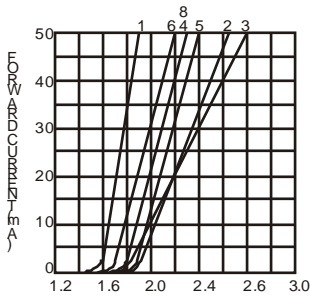
Round Type LED lamp

BL-L513

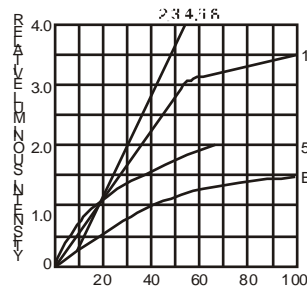
Typical electrical-optical characteristics curves:



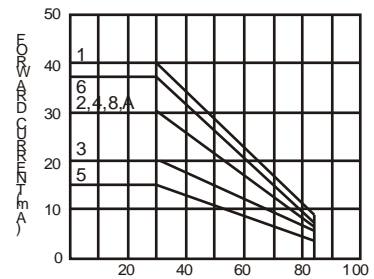
- (1) - GaAsP/GaAs 655nm/Red
- (2) - GaP 570nm/Yellow Green
- (3) - GaAsP/GaP 585nm/Yellow
- (4) - GaAsP/GaP 635nm/Orange & Hi-Eff Red
- (5) - GaP 700nm/Bright Red
- (6) - GaAlAs/GaAs 660nm/Super Red
- (8) - GaAsP/GaP 610nm/Super Red
- (9) - GaAlAs 880nm
- (10) - GaAs/GaAs & GaAlAs/GaAs 940nm
- (A) - GaN/SiC 430nm/Blue
- (B) - InGaN/SiC 470nm/Blue
- (C) - InGaN/SiC 505nm/Ultra Green
- (D) - InGaAlSiC 525nm/Ultra Green



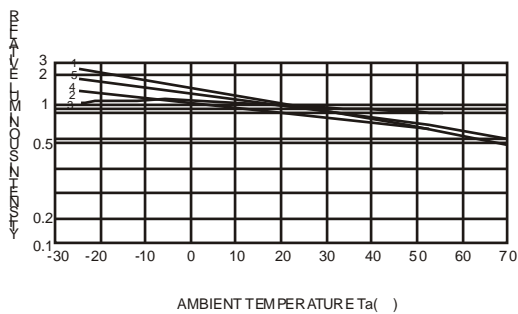
FORWARD VOLTAGE (Vf)
FORWARD CURRENT VS.
FORWARD VOLTAGE



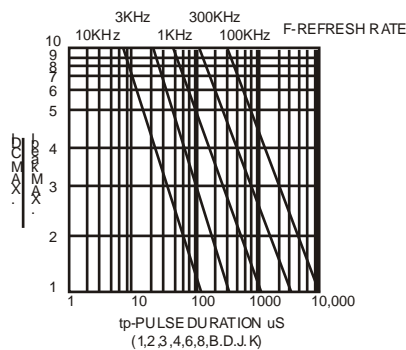
FORWARD CURRENT (mA)
RELATIVE LUMINOUS
INTENSITY VS. FORWARD
CURRENT



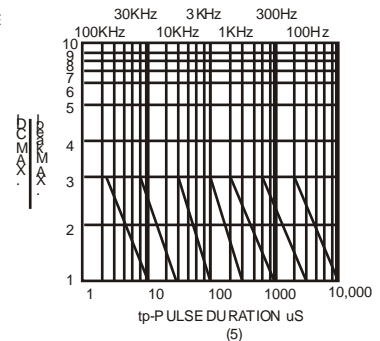
AMBIENT TEMPERATURE Ta (°C)
FORWARD CURRENT VS. AMBIENT
TEMPERATURE



AMBIENT TEMPERATURE Ta (°C)



tp-PULSE DURATION μ s
(1,2,3,4,6,8,B,D,J,K)



tp-PULSE DURATION μ s
(5)

NOTE:25 free air temperature unless otherwise specified

Round Type LED lamp

BL-L513

Packing and weighting

