

Type 0697H

Slow Blow Lead Micro Fuse Series

HF (Pb) 0697H Series

RoHS 6 Compliant

Description

Subminiature, radial lead, High I²t, time-lag design, rated 350VAC, 72 DC, up to 20A, Approved and complied with UL248-14.

Features

- High I²t, High amp ratings to 20A
- Time lag (350 VAC, 72 VDC)
- Meet UL 248-14
- Wide operating temperature range
- Bulk and Tape & Reel packing available
- RoHS 6 compliant
- Halogen Free
- Leadfree



Applications


Provide individual protection for components or internal circuits.

- Power supplies
- Battery chargers
- Consumer Electronics
- Adapter
- Industrial Controllers

LEAD FREE = (Pb)
HALOGEN FREE = (HF)

Physical Specifications

Materials	Base and Cover : Black thermoplastic, UL 94-V0
	Pins : 100% Matte Tin Plated Copper
Marking	On Fuse :
	"bel", "0697H", "Current Rating", "350V" & " cRU ^{us} "
	On Label :
	"bel", "0697H", "Current Rating", "Voltage Rating", "Interrupting Rating", " cRU ^{us} " and "  ", "  "(China RoHS compliant).



Electrical Characteristics (UL 248-14)

Testing Current	Blow Time	
	Minimum	Maximum
100%	4 Hrs.	N/A
200%	N/A	60 Sec.

Safety Agency Approvals

SAFETY AGENCY	SAFETY AGENCY CERTIFICATE NUMBER	VOLTAGE RATING (V)	AMPERE RANGE / VOLT @ I.R. ABILITY*
cRU ^{us}	E20624	250mA - 3A / 350V ac 100V dc	250mA - 3A / 350V ac @100A 277V ac @150A 100V dc @ 65A 72V dc @ 200A
		3.15A - 20A / 350V ac 72V dc	3.15A - 20A / 350V ac @150A 72V dc @200A

* I.R. = INTERRUPTING RATING = SHORT CIRCUIT RATING (AMPS)

Specifications subject to change without notice



Bel Fuse Inc.
206 Van Vorst Street
Jersey City, NJ 07302 USA

+1 201.432.0463
techhelp@belf.com
belfuse.com

Type 0697H

Slow Blow Lead Micro Fuse Series


HF (Pb) 0697H Series

RoHS 6 Compliant

Environmental Specifications

Shock Resistance	MIL-STD-202G, Method 213B, Test Condition 1 (100 G's peak for 6 milliseconds; Sawtooth waveform)
Vibration Resistance	MIL-STD-202G, Method 201A(10-55 Hz X 3 axis / no load).
Salt Spray Resistance	MIL-STD-202G, Method 101E, Test Condition B(48 hrs).
Solderability	MIL-STD-202G, Method 208H
Resistance to solder Heat	MIL-STD-202G, Method 210F, Test Condition C. Top Side.(260 °C,20 sec)
Moisture Resistance	MIL-STD-202G, Method 202G, Method 106G
Operating Temperature	-55 °C to +125 °C

Electrical Specifications

Part Number	Ampere Rating	Typical Cold Resistance (ohm)	Volt-drop @100% In (Volt) max.	Voltage and Interrupting Ratings	Melting I ² T <10 mSec (A ² Sec)	Melting I ² T @10 In (A ² Sec)	Maximum Power Dissipation (W)	Agency Approvals
								
0697H0250-XX	250mA	0.800	0.280	See Table of Safety Approvals on Page 1 for Voltage and associated Interrupting Ratings	0.18	0.26	0.070	Y
0697H0315-XX	315mA	0.500	0.260		0.27	0.35	0.075	Y
0697H0400-XX	400mA	0.360	0.220		0.57	1.10	0.080	Y
0697H0500-XX	500mA	0.260	0.200		1.1	1.5	0.09	Y
0697H0630-XX	630mA	0.190	0.170		1.5	2.5	0.11	Y
0697H0800-XX	800mA	0.140	0.150		3.6	4.6	0.12	Y
0697H1000-XX	1A	0.085	0.130		6.1	8.5	0.13	Y
0697H1250-XX	1.25A	0.070	0.120		8	11	0.15	Y
0697H1600-XX	1.6A	0.050	0.100		13	16	0.18	Y
0697H2000-XX	2A	0.036	0.090		23	29	0.20	Y
0697H2500-XX	2.5A	0.027	0.087		35	47	0.22	Y
0697H3000-XX	3A	0.022	0.085		58	64	0.27	Y
0697H3150-XX	3.15A	0.021	0.083		58	70	0.29	Y
0697H4000-XX	4A	0.016	0.080		85	95	0.33	Y
0697H5000-XX	5A	0.013	0.080		130	140	0.35	Y
0697H6300-XX	6.3A	0.010	0.080		180	185	0.51	Y
0697H8000-XX	8A	0.007	0.080		325	335	0.77	Y
0697H9100-XX	10A	0.0055	0.080		370	390	0.90	Y
0697H9120-XX	12A	0.0047	0.090		360	480	0.96	Y
0697H9150-XX	15A	0.0035	0.090		563	575	1.10	Y
0697H9160-XX	16A	0.0033	0.090	610	650	1.20	Y	
0697H9200-XX	20A	0.0026	0.090	1100	1100	1.90	Y	

Consult manufacturer for other ratings
XX - Packaging code (see "ordering information")

Specifications subject to change without notice



Bel Fuse Inc.
206 Van Vorst Street
Jersey City, NJ 07302 USA

+1 201.432.0463
techhelp@belf.com
belfuse.com

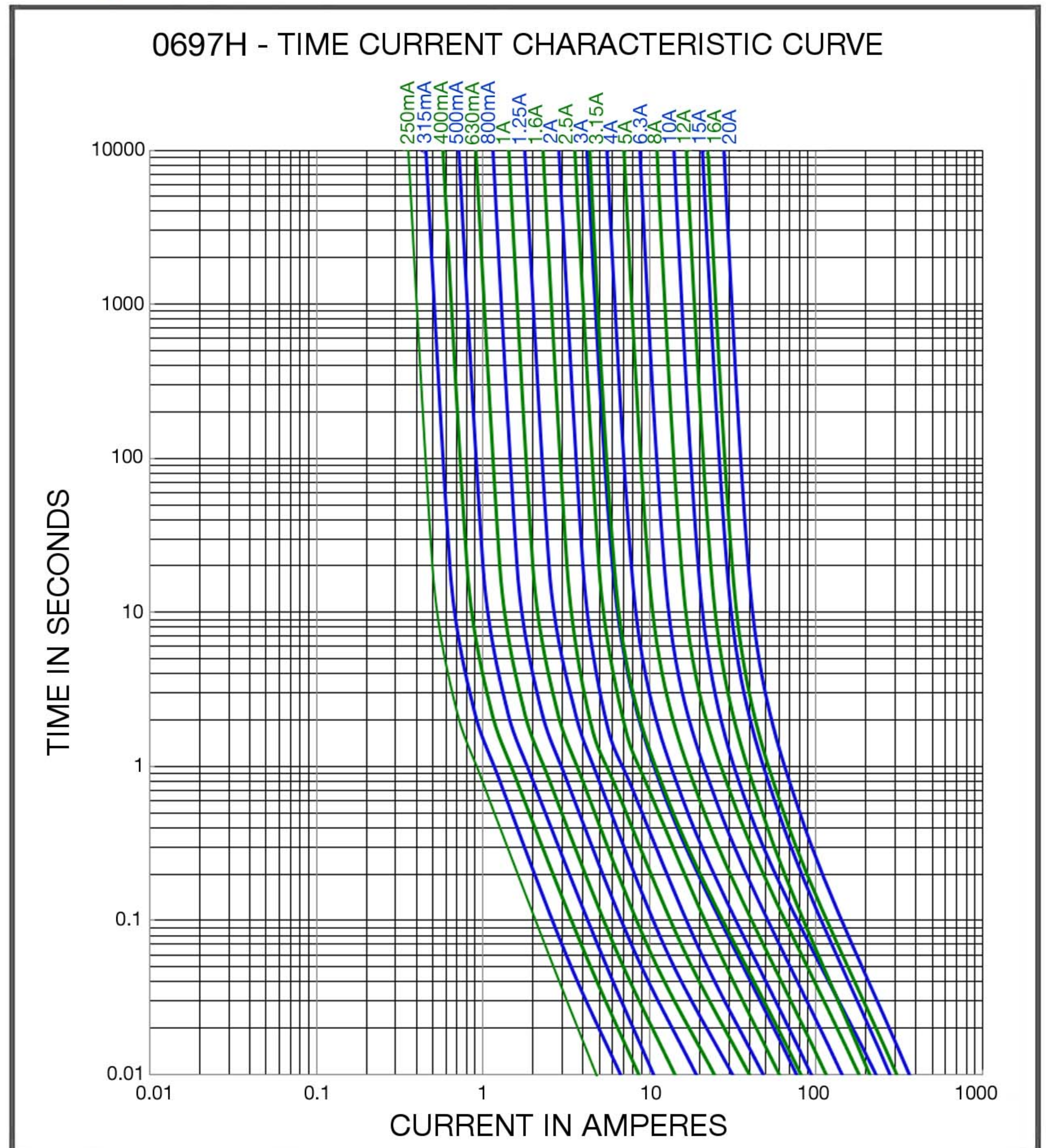
Type 0697H

Slow Blow Lead Micro Fuse Series

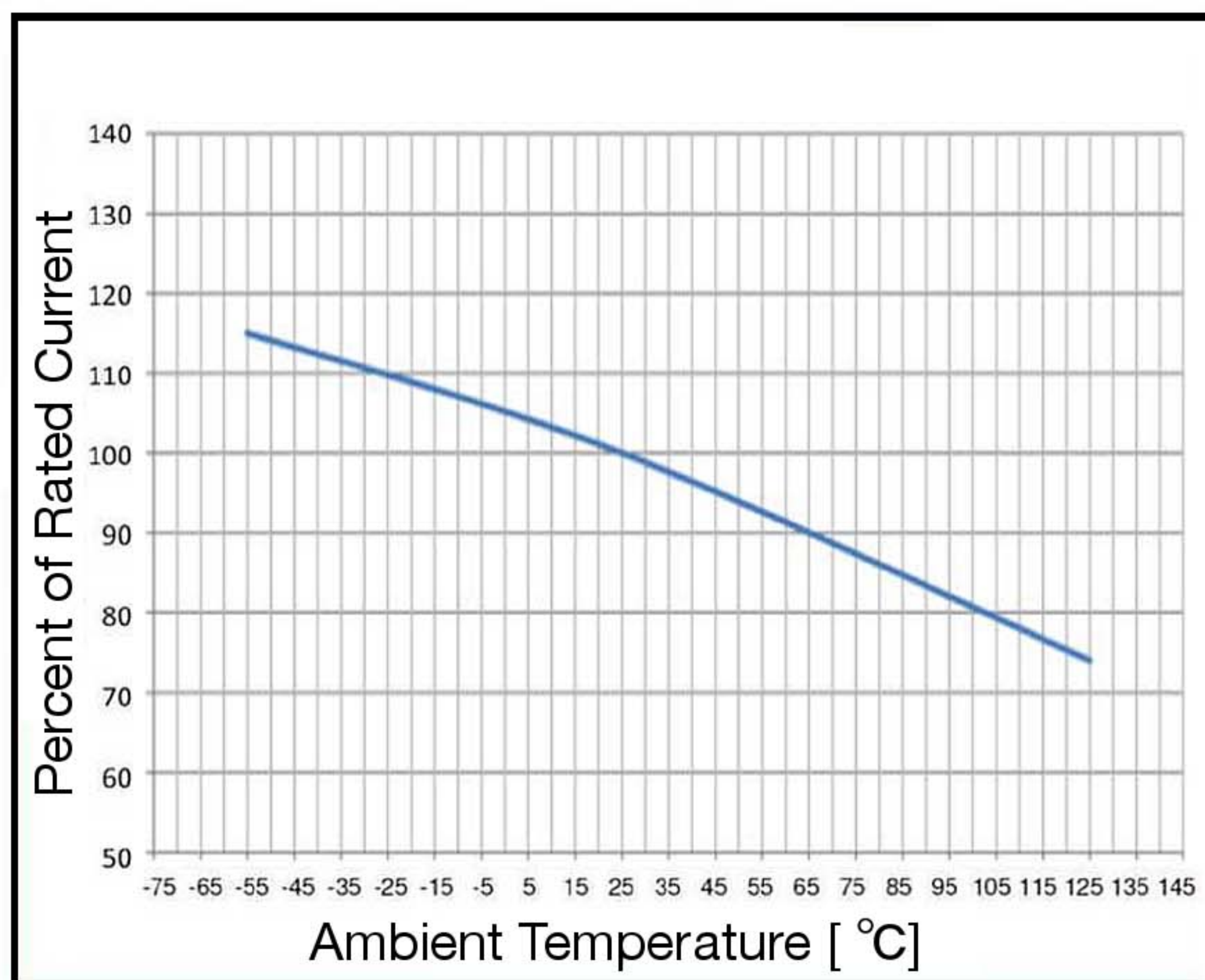
HF (Pb) 0697H Series

RoHS 6 Compliant

Average Time Current Curve

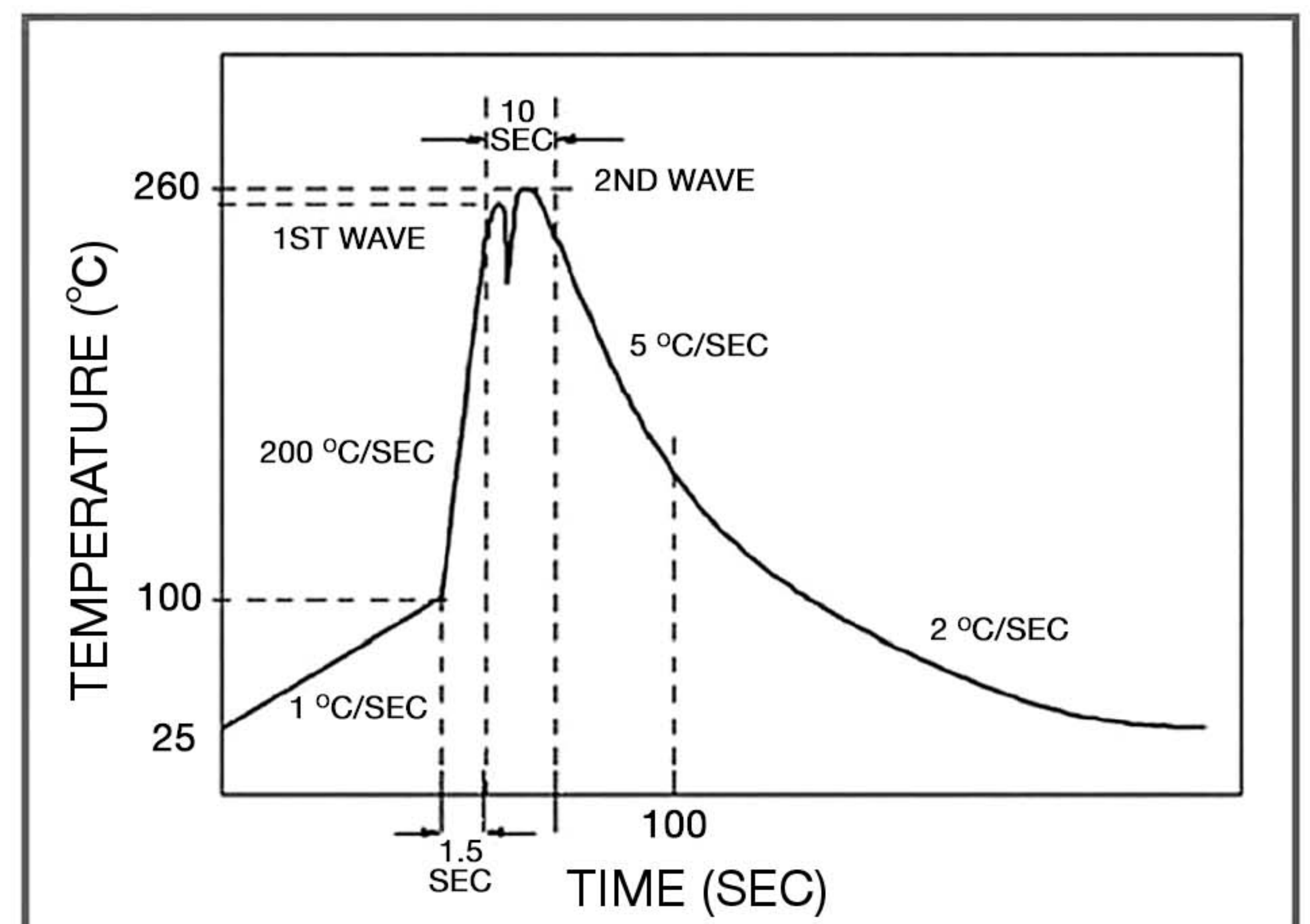


Temperature Derating Curve



Soldering Parameters

Lead-free Wave Soldering Profile	
Wave Soldering Parameter	
Average ramp-up rate	200 °C / second
Heating rate during preheat	typical 1 - 2 °C / second Max 4 °C / second
Final preheat temperature	within 125 °C of soldering temperature
Peak temperature T _p	260 °C
Time within +0 °C / -5 °C of actual peak temperature	10 seconds
Ramp-down rate	5 °C / second max.



Specifications subject to change without notice



Bel Fuse Inc.
206 Van Vorst Street
Jersey City, NJ 07302 USA

+1 201.432.0463
techhelp@belf.com
belfuse.com

Type 0697H

Slow Blow Lead Micro Fuse Series

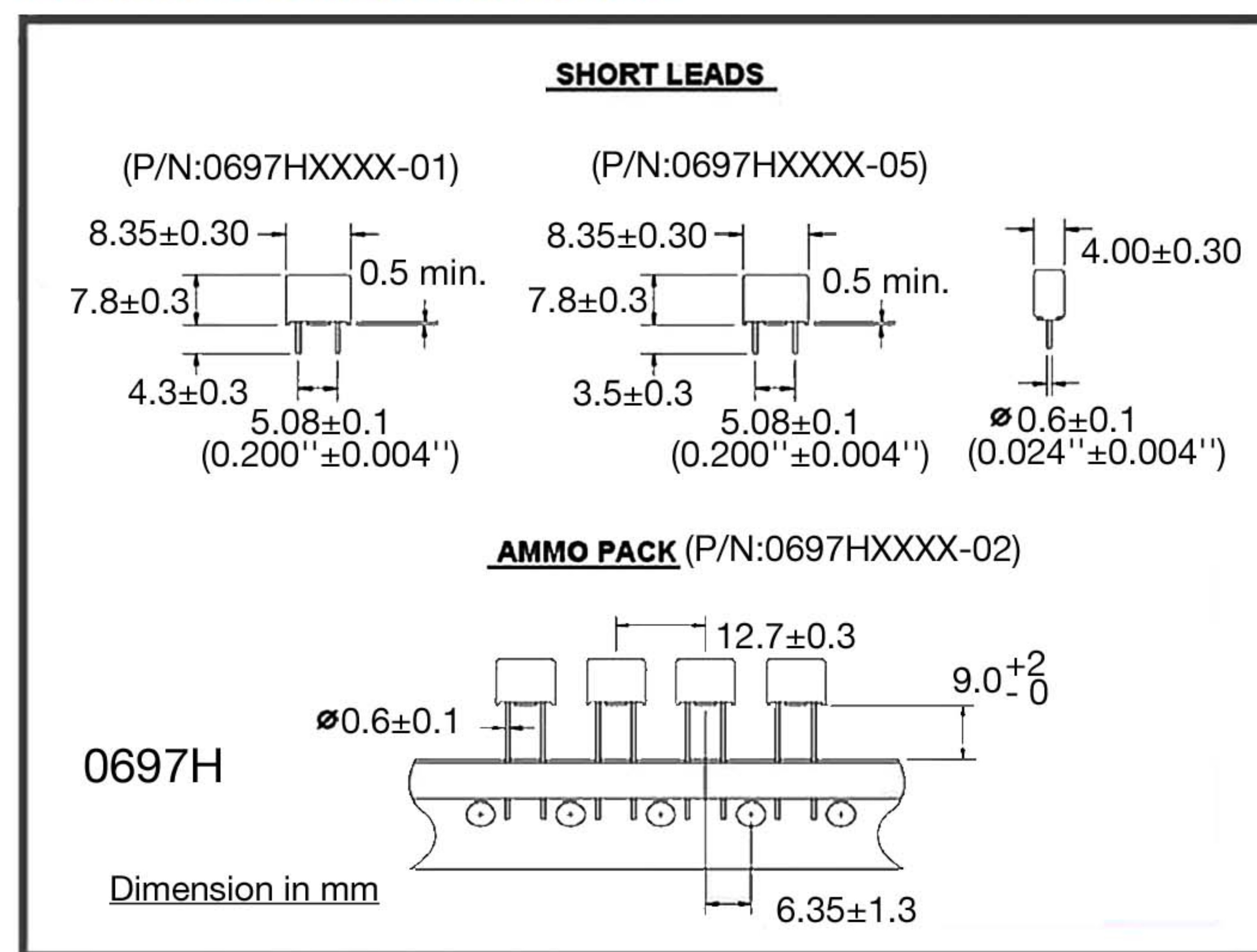
HF  0697H Series

RoHS 6 Compliant

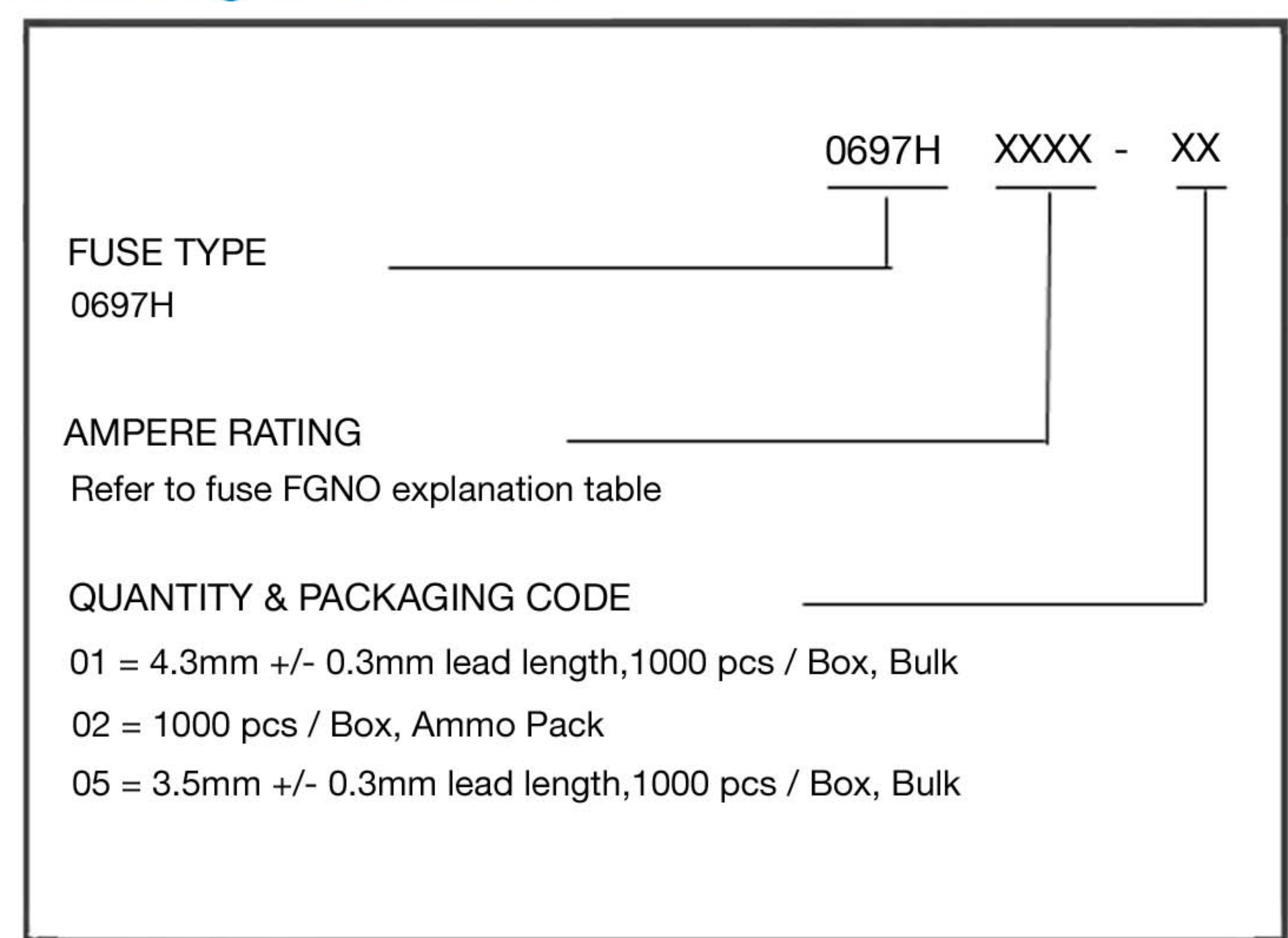
Fuse FGNO Explanation 06XX X [XXXX] X XX, [XXXX]=Ampere Rating

Fraction	Decimal	Milliamps	Bel FGNO[XXXX]	Fraction	Decimal	Amps	Bel FGNO[XXXX]
1/32	0.032	32	0032		1.0	1	1000
1/25	.040	40	0040	1-1/4	1.25	1.25	1250
1/20	.050	50	0050	1-1/2	1.50	1.5	1500
1/16	.063	63	0063		1.60	1.6	1600
8/100	.080	80	0080		2.0	2	2000
1/10	.100	100	0100	2-1/4	2.25	2.25	2250
1/8	.125	125	0125	2-1/2	2.5	2.5	2500
15/100	.150	150	0150		3.0	3	3000
	.160	160	0160		3.15	3.15	3150
2/10	.200	200	0200	3-1/2	3.5	3.5	3500
1/4	.250	250	0250		4.0	4	4000
3/10	.300	300	0300		5.0	5	5000
	.315	315	0315		6.0	6	6000
3/8	.375	375	0375		6.3	6.3	6300
4/10	.400	400	0400		7.0	7	7000
1/2	.500	500	0500	7-1/2	7.5	7.5	7500
6/10	.600	600	0600		8.0	8	8000
	.630	630	0630			10	9100
7/10	.700	700	0700			12	9120
3/4	.750	750	0750			15	9150
8/10	.800	800	0800			20	9200
						25	9250
						30	9300

Mechanical Dimensions



Ordering Information



Packaging

Packaging Option	Packaging Specification	Quantity	Packaging Code
Bulk / bag, 1000 / box	N/A	1000	01 , 05
12.7 mm pitch, On Tape / box	IEC-286-2	1000	02

Specifications subject to change without notice



Bel Fuse Inc.
206 Van Vorst Street
Jersey City, NJ 07302 USA

+1 201.432.0463
techhelp@belf.com
belfuse.com