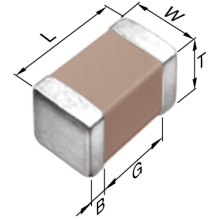


C0603X5R1E222K030BA



**TDK item description** C0603X5R1E222KT\*\*\*\*

<b>Applications</b>	Commercial Grade
<b>Feature</b>	<span style="border: 1px solid red; padding: 2px;">General</span> General (Up to 50V)
<b>Series</b>	C0603 [EIA 0201]
<b>Status</b>	Production (Not Recommended for New Design)



Dimensions in mm

Size	
Length(L)	0.60mm ±0.03mm
Width(W)	0.30mm ±0.03mm
Thickness(T)	0.30mm ±0.03mm
Terminal Width(B)	0.10mm Min.
Terminal Spacing(G)	0.20mm Min.
Recommended Land Pattern (PA)	0.25mm to 0.35mm
Recommended Land Pattern (PB)	0.20mm to 0.30mm
Recommended Land Pattern (PC)	0.25mm to 0.35mm

Electrical Characteristics	
Capacitance	2.2nF ±10%
Rated Voltage	25VDC
Temperature Characteristic	X5R(±15%)
Dissipation Factor (Max.)	3%
Insulation Resistance (Min.)	10000MΩ

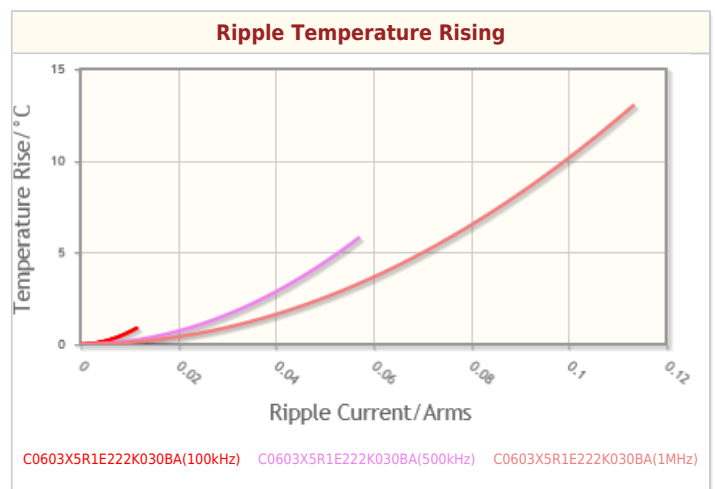
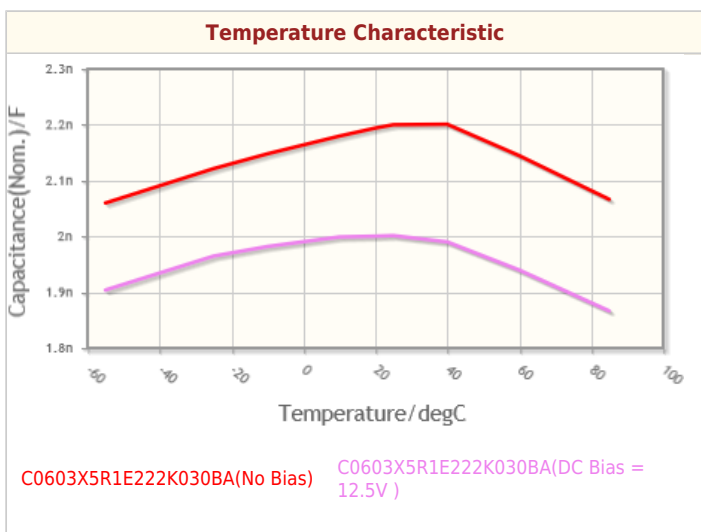
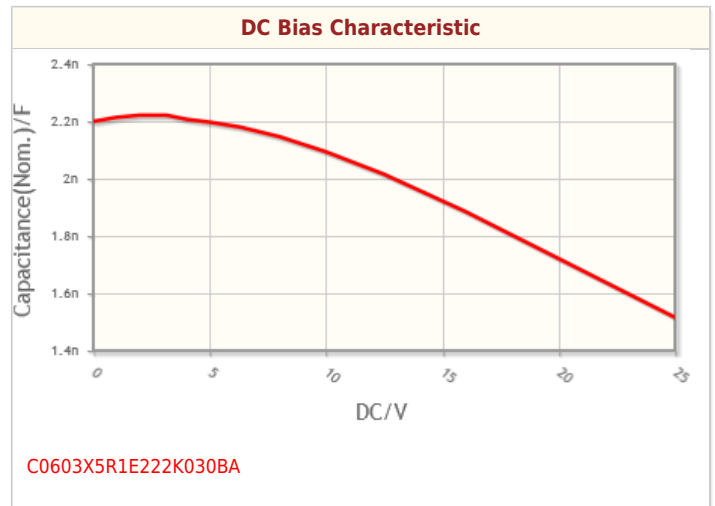
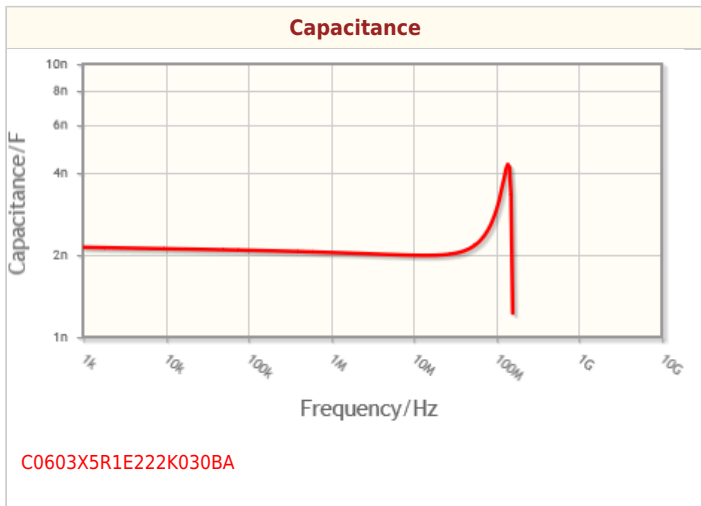
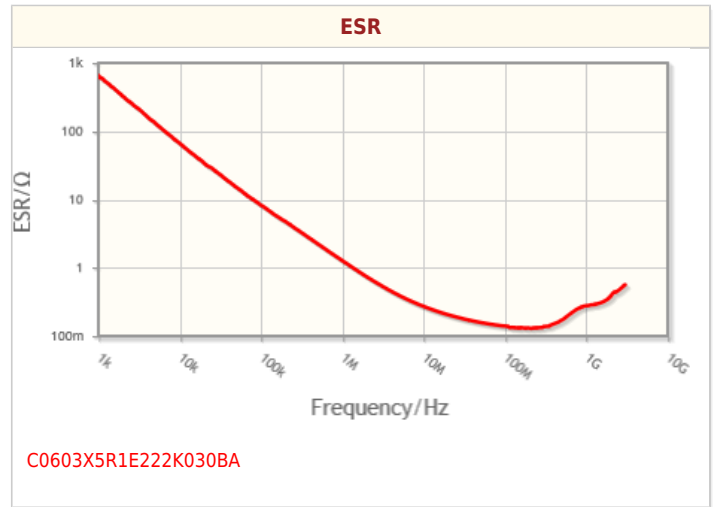
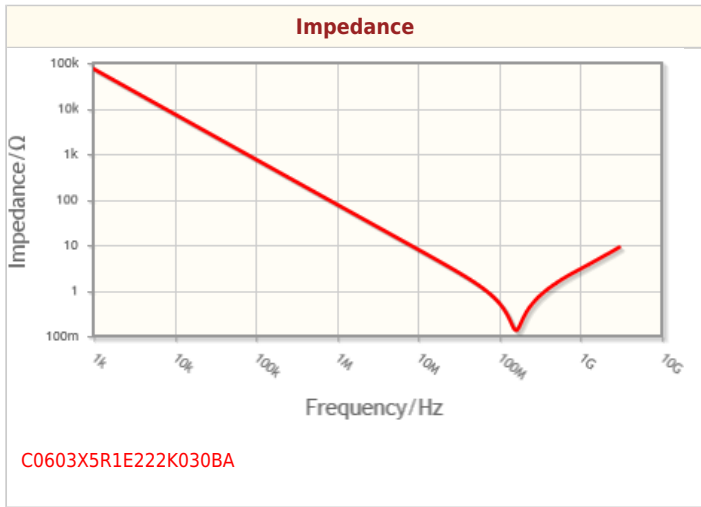
Other	
Soldering Method	Reflow
AEC-Q200	No
Packing	Punched (Paper)Taping [180mm Reel]
Package Quantity	15000pcs

! Images are for reference only and show exemplary products.  
! This PDF document was created based on the data listed on the TDK Corporation website.  
! All specifications are subject to change without notice.

C0603X5R1E222K030BA



Characteristic Graphs(This is reference data, and does not guarantee the products characteristics.)



! Images are for reference only and show exemplary products.  
! This PDF document was created based on the data listed on the TDK Corporation website.  
! All specifications are subject to change without notice.



## Associated Images

