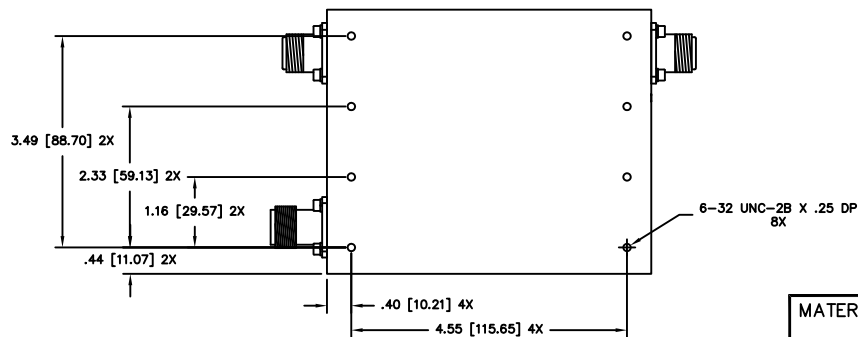

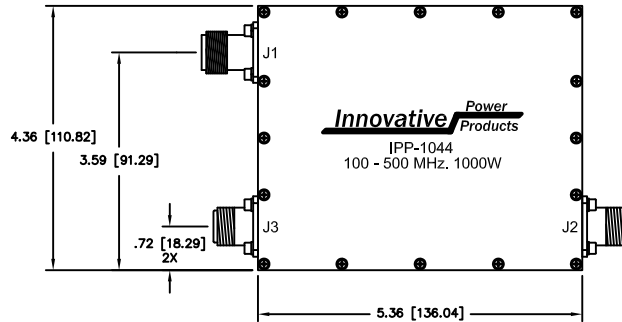


UNAUTHORIZED USE OF THIS
DRAWING IS STRICTLY PROHIBITED

DAR	REV	DESCRIPTION	APPVD	DATE
1658	A	INITIAL RELEASE	DG	1-09
3139	B	SEE DAR	DG	6-11
5611	C	SEE DAR	DG	5-15



1. CONNECTORS: J1: TYPE "SC" FEMALE.
(SUM PORT)
J2-3: TYPE "N" FEMALE

ELECTRICAL SPECIFICATIONS

FREQUENCY:	100 - 500 MHz.
INSERTION LOSS:	< 0.60 dB
VSWR:	< 1.40:1
PHASE BALANCE:	±5°
POWER:	1000 WATT
AMPLITUDE BALANCE:	±0.2 dB
TEMPERATURE:	-40°C TO 85°C
ISOLATION:	>8 dB

MATERIAL AL. ALLOY 6061-T651	DWN S.Cornell	DATE 1-26-09	Innovative Power Products		
	ENG TJD	DATE 1-26-09			
FINISH COPPER UNDERPLATE PER MIL-C-14550A, CL 4, .0001 - .0002 THICK. TIN PLATE, MATTE, PER MIL-T-10727A, .0001 - .0003 THICK	MANUF RR	DATE 1-26-09	TITLE OUTLINE		
	CAGE CODE: 437R2		2 - WAY 100 - 500 MHz 1000 WATT		
TOLERANCE .XX ±.02 .XXX ±.010 ANG. ±1/2°	SHEET OF 1 1	SCALE .5:1	SIZE B	P/N IPP-1044	REV. C