

PCR Series

Pulse Withstanding Chip Resistor



- Resistances from 1 Ohm to 20MOhms
- Power Rating 0.125 to 1.5 Watt
- Resistance Tolerances to $\pm 5\%$
- Excellent pulse withstanding performance
- TCR's to ± 100 ppm/ $^{\circ}\text{C}$
- Sizes: 0603 / 0805 / 1206 / 1210 / 2010 / 2512

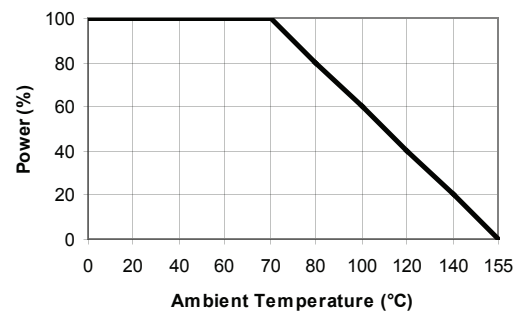
SPECIFICATIONS

Type	PCR0603	PCR0805	PCR1206	PCR1210	PCR2010	PCR2512
Power Rating (W) at 70°C	0.125	0.25	0.33	0.50	0.75	1.5
Resistance Range (Ω) (E24)	10 to 1M	1 to 20M				
MAX Operating Voltage ¹	50V	150V	200V	200V	400V	500V
Tolerances	5% / 10% / 20%					
TCR	10 Ω - 270 Ω : 200ppm 300 Ω - 1M: 100ppm	1 Ω - 270 Ω : 200ppm 300 Ω - 20M: 100ppm	1 Ω - 20 Ω :200ppm 22 Ω - 20M:100ppm			

¹ Operating Voltage = $\sqrt{P \cdot R}$ or MAX Listed, whichever is lower.

	Type	Quantity / Tape Diameter
PCR0603	Paper	5K / 7" 10K / 10" 20K / 13"
PCR0805		
PCR1206		
PCR1210		
PCR2010	Embossed	4K / 7" 8K / 10"
PCR2512		

Power Derating Curve



Ordering Information

Part Description: Part Type - Resistance - Tolerance - TCR - Packaging

Example: PCR0603 10 Ohm 5% 200ppm

(Note: if no TCR is specified: The highest value will be supplied)

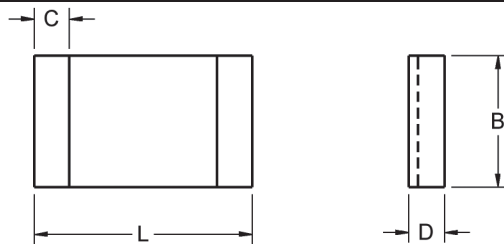
PCR Series

Pulse Withstanding Chip Resistor



Specifications

Test	Specification	Test Method
TCR	see above	-55°C~+125°C, 25°C is the reference temperature
Short Time Overload	$\pm(1.0\%+0.05\Omega)$	RCWV*2.5 or Max. overload voltage for 5 seconds
Insulation Resistance	$\geq 10G$	Max. overload voltage for 1 minute
Load Life	$\pm(3.0\%+0.05\Omega)$	70 \pm 2°C, Max. working voltage for 1000 hrs with 1.5 hrs "ON" and 0.5 hrs "OFF"
Damp Heat with Load	$\pm(3.0\%+0.05\Omega)$	40 \pm 2°C, 90~95% R.H. Max. working voltage for 1000 hrs with 1.5 hrs "ON" and 0.5 hrs "OFF"
Dry Heat	$\pm(3.0\%+0.05\Omega)$	at +155°C for 1000 hrs
Bending Strength	$\pm(1.0\%+0.05\Omega)$	Bending once for 5 seconds 2010, 2512 sizes: 2mm Other sizes: 3mm
Solderability	95% min. coverage	245 \pm 5°C for 3 seconds
Resistance to Soldering Heat	$\pm(1.0\%+0.05\Omega)$	260 \pm 5°C for 10 seconds
Voltage Proof	No breakdown or flashover	1.42 times RCWV (RMS) for 1 minute
Leaching	Individual leaching area $\leq 5\%$ Total leaching area $\leq 10\%$	260 \pm 5°C for 30 seconds
Rapid Change of Temperature	$\pm(1.0\%+0.05\Omega)$	-55°C to +155°C, 5 cycles
RoHS Compliant Exemption	This part is RoHS compliant <u>with exemption 7(c)-I</u> , as authorized by 2011/b5/EU.	



Type	Dimensions			
	L	B	D	C
PCR 0603	0.060 \pm 0.004 [1.6 \pm 0.1]	0.030 \pm 0.004 [0.8 \pm 0.1]	0.018 \pm 0.004 [0.45 \pm 0.1]	0.012 \pm 0.008 [0.3 \pm 0.2]
PCR 0805	0.080 \pm 0.004 [2.0 \pm 0.1]	0.050 \pm 0.004 [1.25 \pm 0.1]	0.020 \pm 0.004 [0.50 \pm 0.1]	0.016 \pm 0.008 [0.4 \pm 0.2]
PCR 1206	0.120 \pm 0.004 [3.1 \pm 0.1]	0.060 \pm 0.006 [1.55 \pm 0.15]	0.022 \pm 0.004 [0.55 \pm 0.1]	0.020 \pm 0.008 [0.5 \pm 0.2]
PCR 1210	0.120 \pm 0.004 [3.1 \pm 0.1]	0.100 \pm 0.006 [2.6 \pm 0.15]	0.022 \pm 0.004 [0.55 \pm 0.1]	0.020 \pm 0.008 [0.5 \pm 0.2]
PCR 2010	0.200 \pm 0.004 [5.0 \pm 0.1]	0.100 \pm 0.006 [2.5 \pm 0.15]	0.022 \pm 0.004 [0.55 \pm 0.1]	0.020 \pm 0.008 [0.5 \pm 0.2]
PCR 2512	0.250 \pm 0.004 [6.35 \pm 0.1]	0.120 \pm 0.006 [3.1 \pm 0.15]	0.022 \pm 0.004 [0.55 \pm 0.1]	0.020 \pm 0.008 [0.5 \pm 0.2]

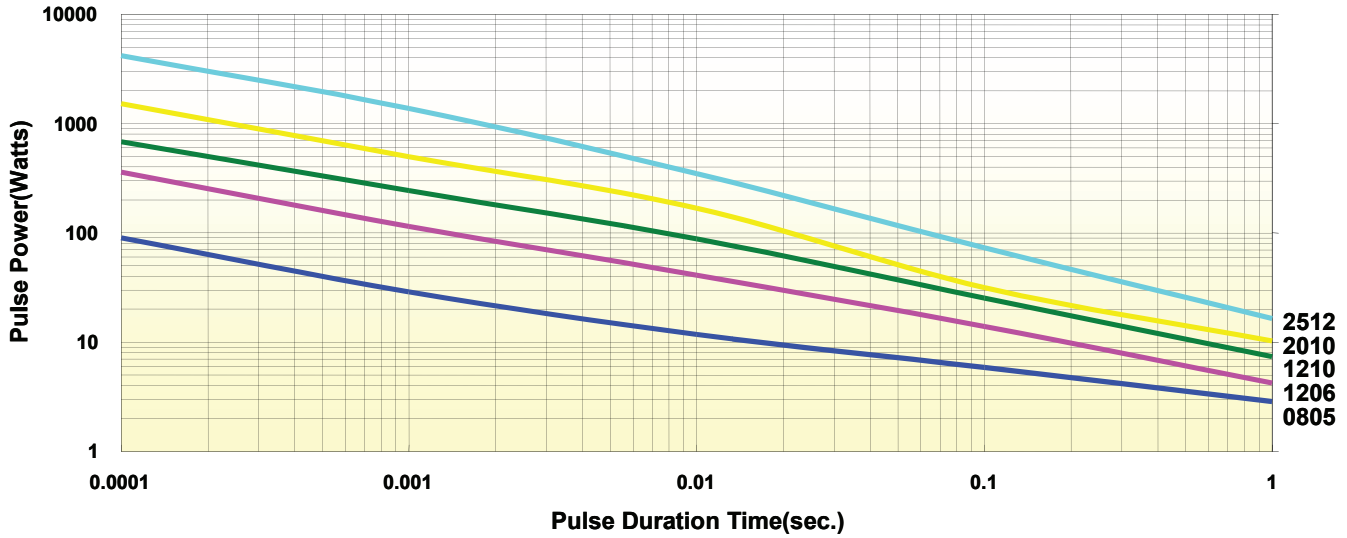
PCR Series

Pulse Withstanding Chip Resistor



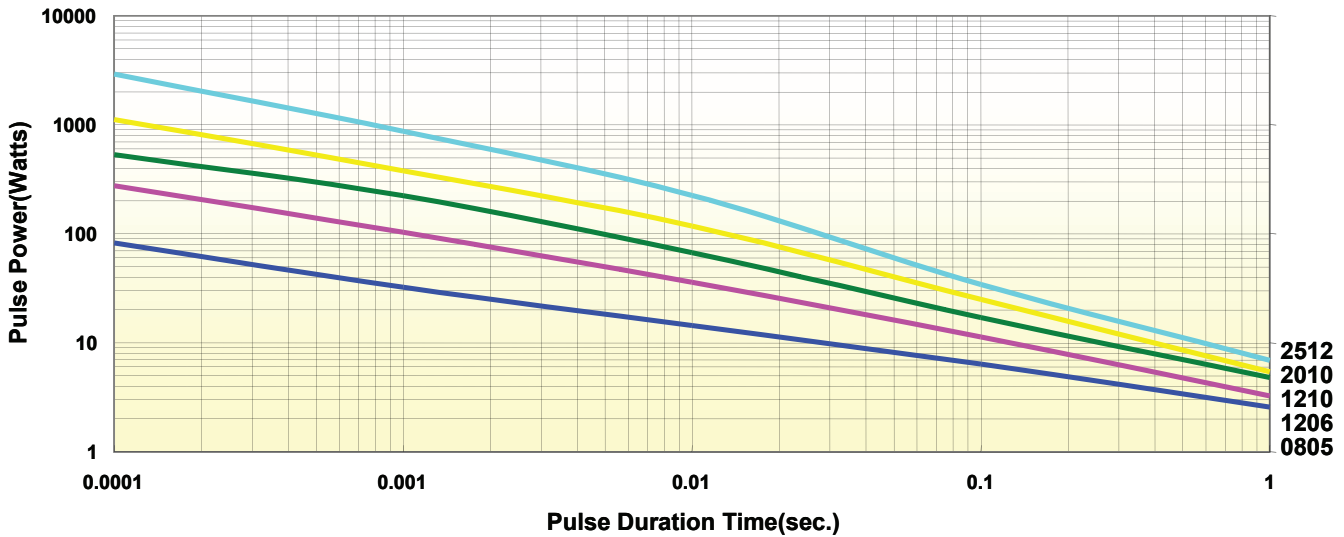
Pulse Graphs

Single Pulse



¹Result of 50 rectangular pulses at 1 min intervals
²<1% deviation from initial value

Continuous Pulse



¹Result of rectangular pulses at intervals causing max power rating at 70C
²<1% deviation from initial value