



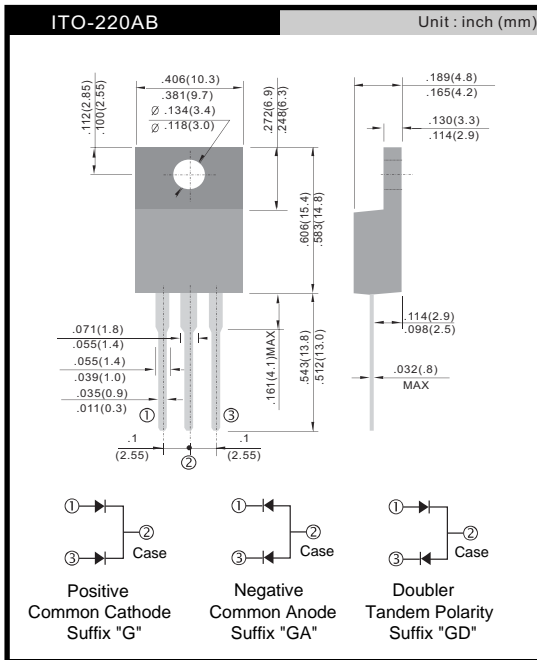
Pb Free Plating Product

SFF2004GA thru SFF2008GA

20.0 Ampere Isolated Common Anode Super Fast Rectifier Diodes

- Features**
- ★ Fast switching for high efficiency
  - ★ Low forward voltage drop
  - ★ High current capability
  - ★ Low reverse leakage current
  - ★ High surge current capability

- Mechanical Data**
- ★ Case: ITO-220AB Isolated/Insulated
  - ★ Epoxy: UL 94V-0 rate flame retardant
  - ★ Terminals: Solderable per MIL-STD-202 method 208
  - ★ Polarity: As marked on body
  - ★ Mounting position: Any
  - ★ Weight: 2.24 gram approximately



**MAXIMUM RATINGS AND ELECTRICAL CHARACTERISTICS**

Rating at 25°C ambient temperature unless otherwise specified.  
 Single phase, half wave, 60Hz, resistive or inductive load.  
 For capacitive load, derate current by 20%.

	SYMBOL	SFF2004G SFF2004GA SFF2004GD	SFF2006G SFF2006GA SFF2006GD	SFF2008G SFF2008GA SFF2008GD	UNIT
Maximum Recurrent Peak Reverse Voltage	VRRM	200	400	600	V
Maximum RMS Voltage	VRMS	140	280	420	V
Maximum DC Blocking Voltage	VDC	200	400	600	V
Maximum Average Forward Rectified Current Tc=125°C	IF(AV)	20.0			A
Peak Forward Surge Current, 8.3ms single Half sine-wave superimposed on rated load (JEDEC method)	IFSM	200	175		A
Maximum Instantaneous Forward Voltage @ 10.0 A	VF	0.98	1.3	1.7	V
Maximum DC Reverse Current @Tj=25°C At Rated DC Blocking Voltage @Tj=125°C	IR	10.0			uA
		250			uA
Maximum Reverse Recovery Time (Note 1)	Trr	35			nS
Typical junction Capacitance (Note 2)	CJ	120	70		pF
Operating Junction and Storage Temperature Range	TJ, TSTG	-55 to +150			°C

NOTES : (1) Reverse recovery test conditions IF = 0.5A, IR = 1.0A, Irr = 0.25A.  
 (2) Measured at 1.0 MHz and applied reverse voltage of 4.0 Volts DC.

FIG.1 - FORWARD CURRENT DERATING CURVE

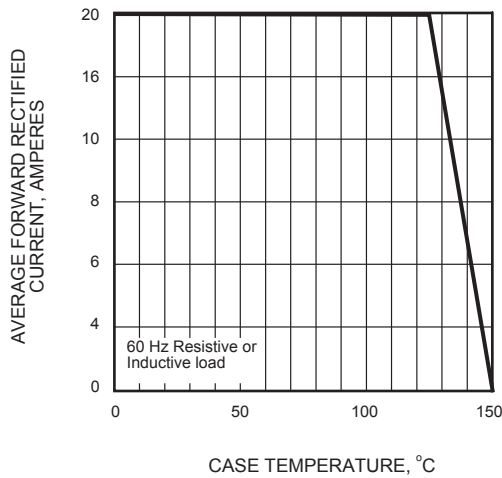


FIG.2 - MAXIMUM NON-REPETITIVE PEAK FORWARD SURGE CURRENT

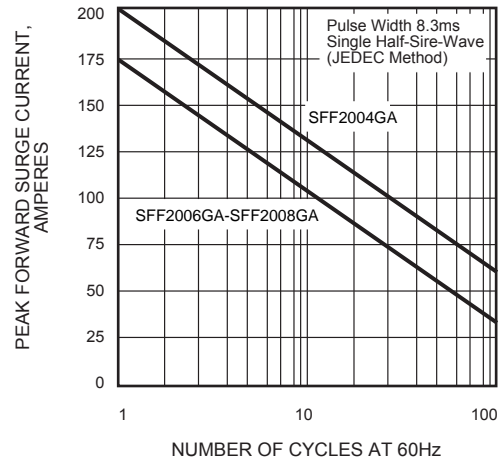


FIG.3 - TYPICAL INSTANTANEOUS FORWARD CHARACTERISTICS

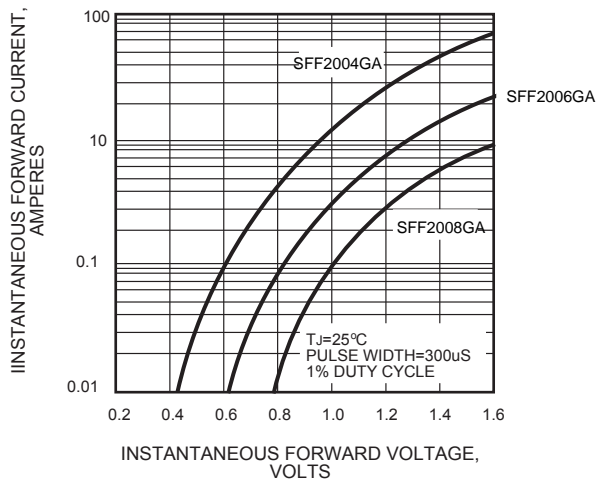


FIG.4 - TYPICAL REVERSE CHARACTERISTICS

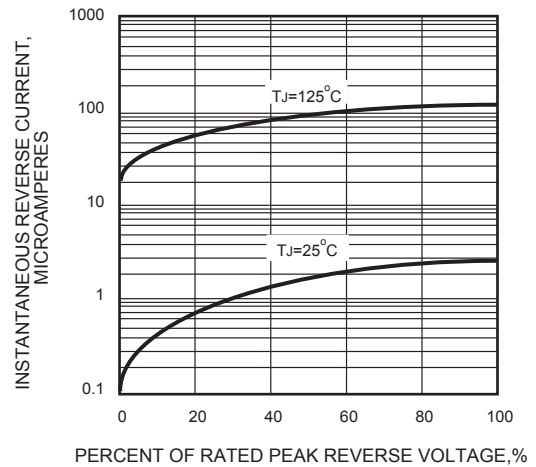


FIG.5 - TYPICAL JUNCTION CAPACITANCE

