SPST RF Switch
10 - 1000 MHz

SW-121

V2.00

Features

- Low Loss - 0.5 dB Typical
- High Isolation - 60 dB Typical
- Integral TTL Driver
- Hermetic Package

Guaranteed Specifications* (-55°C to + 85°C)

Frequency Range		10-1000 MHz
Insertion Loss	10-1000 MHz	1.0 dB Max
	10-500 MHz	0.8 dB Max
VSWR	10-1000 MHz	1.25:1 Max
	10-500 MHz	1.2:1 Max
Isolation	10-1000 MHz	40 dB Min
	10-500 MHz	50 dB Min
	10-100 MHz	60 dB Min

Operating Characteristics

Impedance	50 Ohms Nominal
Switching Characteristics	
t_{ON}	2.0 μS Typ
t_{OFF}	1.0 μS Typ
Transients (In-Band)	40 mV Typ
Input Power for 1 dB Compression	+ 13 dBm Typ
Intermodulation Intercept Point (for two-tone input power up to + 5 dBm)	
Second Order	+ 60 dBm Typ
Third Order	+ 30 dBm Typ
Bias Power	+ 9 to + 15 VDC @ 35 mA Max – 5 VDC ± 5% @ 35 mA Max (450 mW Typical)

Environmental
MIL-STD-883 screening available.

* All specifications apply when operated with bias voltages of +12 VDC and -5 VDC (± 5%) and 50 ohm impedance at all RF ports.

Ordering Information

Model No.	Package
SW-121 PIN	Dual Inline

Truth Table

TTL CONTROL INPUT "1" = TTL LOGIC HIGH	CONDITION OF SWITCH RF1 TO RF2
0	OFF
1	ON

DI-1

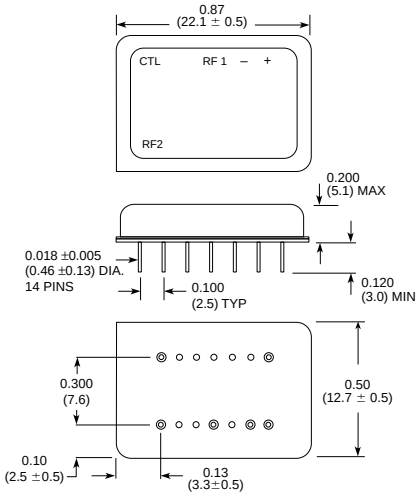

(Positive Voltage Only)
Dimensions in ( ) are in mm.
Unless Otherwise Noted: .xxx = ± 0.010 (.xx = ±0.25)
.xx = ± 0.02 (.x = ± 0.5)
WEIGHT (APPROX): 0.14 OUNCES 4 GRAMS

Typical Performance

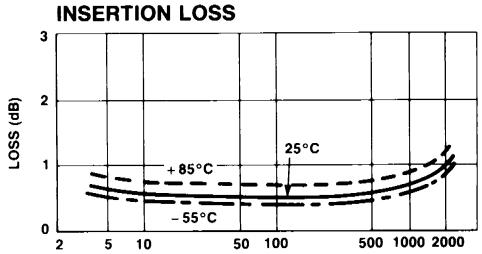

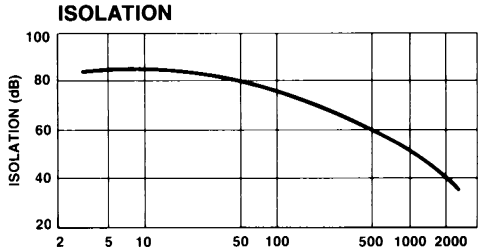

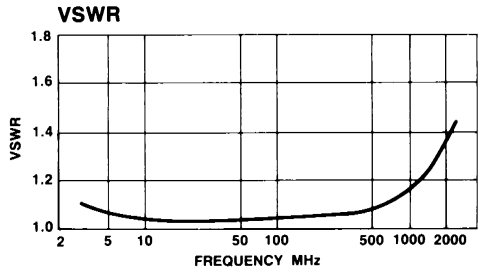

North America: Tel. (800) 366-2266 Fax (800) 618-8883 ■ Asia/Pacific: Tel. +81 (03) 3226-1671 Fax +81 (03) 3226-1451 ■ Europe: Tel. +44 (1344) 869 595 Fax +44 (1344) 300 020