

Surface Mount RF Transformer

TC4-1WG2+

50Ω 3 to 800 MHz

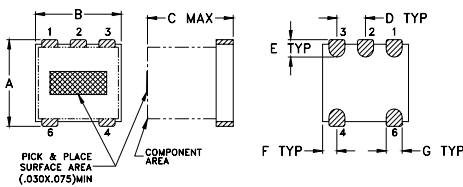
Maximum Ratings

Operating Temperature	-20°C to 85°C
Storage Temperature	-55°C to 100°C
RF Power	0.25 W
DC Current	30 mA

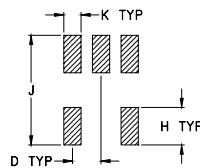
Pin Connections

PRIMARY DOT	6
PRIMARY	4
SECONDARY DOT	1
SECONDARY	3
SECONDARY CT	2

Outline Drawing AT224-3



PCB Land Pattern



Suggested Layout,
Tolerance to be within ±.002

Outline Dimensions (inch)

A	B	C	D	E	F
.150	.150	.150	.050	.030	.025
3.81	3.81	3.81	1.27	0.76	0.64

G	H	J	K	wt
.028	.065	.190	.030	grams
0.71	1.65	4.83	0.76	0.10

Features

- wideband, 3-800 MHz
- good return loss
- leadless surface mount
- aqueous washable

Applications

- impedance matching
- push-pull amplifiers



CASE STYLE: AT224-3
PRICE: \$1.39 ea. QTY (100)

+ RoHS compliant in accordance with EU Directive (2002/95/EC)

The +Suffix has been added in order to identify RoHS Compliance. See our web site for RoHS Compliance methodologies and qualifications.

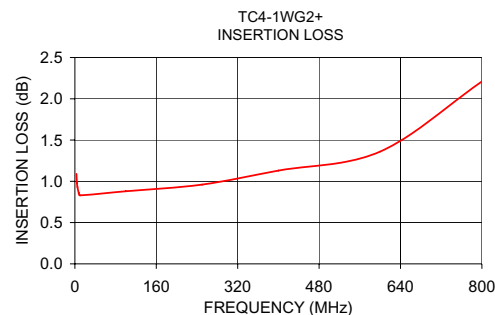
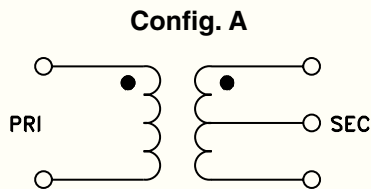
Transformer Electrical Specifications

MODEL NO.	Ω RATIO	FREQUENCY (MHz)	INSERTION LOSS*		
			3 dB MHz	2 dB MHz	1 dB MHz
TC4-1WG2+	4	3-800	3-800	5-400	10-100

* Insertion Loss is referenced to mid-band loss, 0.8 dB typ.

Typical Performance Data

FREQUENCY (MHz)	INSERTION LOSS (dB)	INPUT R. LOSS (dB)
3.00	1.09	11.58
4.00	0.98	12.35
5.00	0.93	13.11
7.50	0.86	14.21
10.00	0.83	14.49
100.00	0.88	15.77
250.00	0.96	16.17
400.00	1.13	16.72
600.00	1.36	15.59
800.00	2.21	9.07



Mini-Circuits®
ISO 9001 ISO 14001 CERTIFIED

ALL NEW
minicircuits.com

P.O. Box 350166, Brooklyn, New York 11235-0003 (718) 934-4500 Fax (718) 332-4661 For detailed performance specs & shopping online see Mini-Circuits web site



The Design Engineers Search Engine Provides ACTUAL Data Instantly From MINI-CIRCUITS At: www.minicircuits.com

RF/IF MICROWAVE COMPONENTS

REV. OR
M101147
TC4-1WG2+
IG/TD/CP
070131