


MLF1005G1R2KTD25



Applications	Automotive Grade
Feature	<div style="border: 1px solid black; padding: 2px; display: inline-block; margin-bottom: 2px;">Shield</div> Magnetic Shield <div style="border: 1px solid black; padding: 2px; display: inline-block; margin-bottom: 2px;">Multilayer</div> Multilayer <div style="border: 1px solid black; padding: 2px; display: inline-block; margin-bottom: 2px;">Ferrite Core</div> Ferrite Core <div style="border: 1px solid black; padding: 2px; display: inline-block;">AEC-Q200</div> AEC-Q200
Series Type	MLF
Status	Production
Brand	TDK



Size	
Length(L)	1.00mm ±0.05mm
Width(W)	0.50mm ±0.05mm
Thickness(T)	0.50mm ±0.05mm
Recommended Land Pattern (A)	0.50mm Nom.
Recommended Land Pattern (B)	0.40mm Nom.
Recommended Land Pattern (C)	0.50mm Nom.

Electrical Characteristics	
Inductance	1.2µH ±10% at 10MHz
Rated Current (L Change) [Typ.]	
Rated Current (L Change) [Max.]	
Rated Current (Temperature Rise) [Typ.]	
Rated Current (Temperature Rise) [Max.]	35mA
DC Resistance [Typ.]	550mΩ
DC Resistance [Max.]	790mΩ
Self Resonant Frequency [Min.]	110MHz
Self Resonant Frequency [Typ.]	230MHz
Q [Min.]	30
Q [Typ.]	60

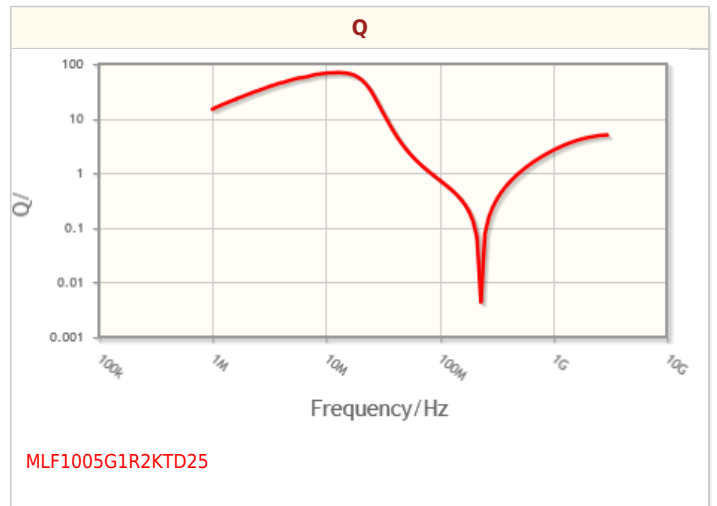
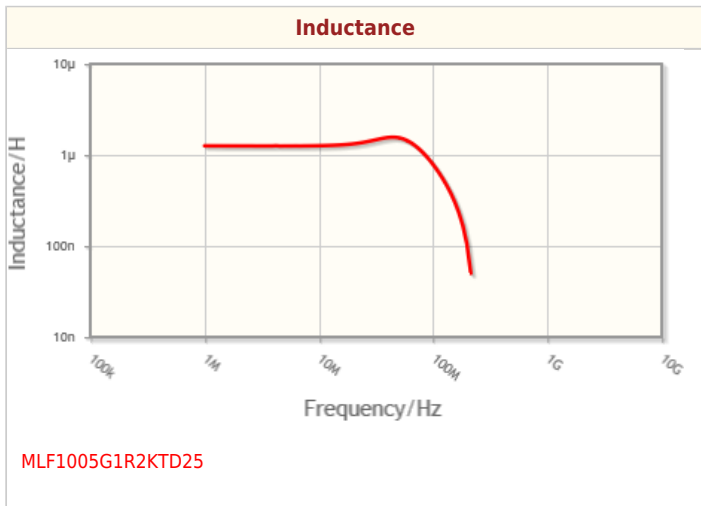
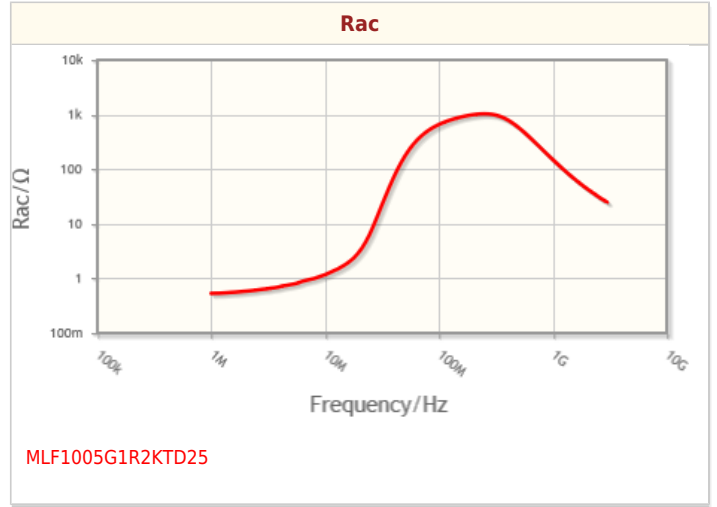
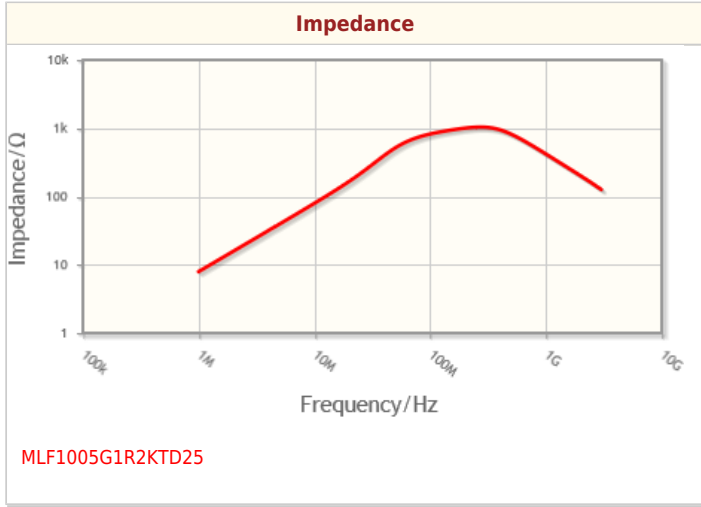
Other	
Operating Temp. Range (Including Self-Temp. Rise)	-55 to 125°C
Soldering Method	Reflow Iron Soldering
AEC-Q200	Yes
Packing	Punched (Paper)Taping [180mm Reel]
Package Quantity	10000pcs
Weight	0.0012g

Images are for reference only and show exemplary products.
 ! This PDF document was created based on the data listed on the TDK Corporation website.
 ! All specifications are subject to change without notice.

MLF1005G1R2KTD25



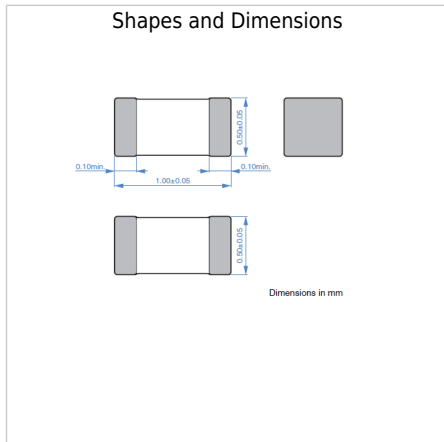
Characteristic Graphs(This is reference data, and does not guarantee the products characteristics.)



! Images are for reference only and show exemplary products.
! This PDF document was created based on the data listed on the TDK Corporation website.
! All specifications are subject to change without notice.



Associated Images



! Images are for reference only and show exemplary products.
! This PDF document was created based on the data listed on the TDK Corporation website.
! All specifications are subject to change without notice.