

THIS DRAWING IS UNPUBLISHED. RELEASED FOR PUBLICATION
 © COPYRIGHT - By - TE CONNECTIVITY ALL RIGHTS RESERVED.

LOC	DIST	REVISIONS				
P	LTR	DESCRIPTION	DATE	DWN	APVD	
HB	-	G	REMOVED THE RIB ON THE BASE TO CASE ECO-15-011310	29Feb2016	YS.H	CHL

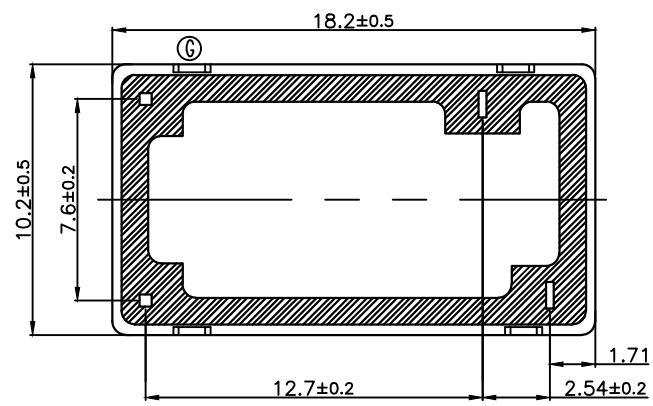
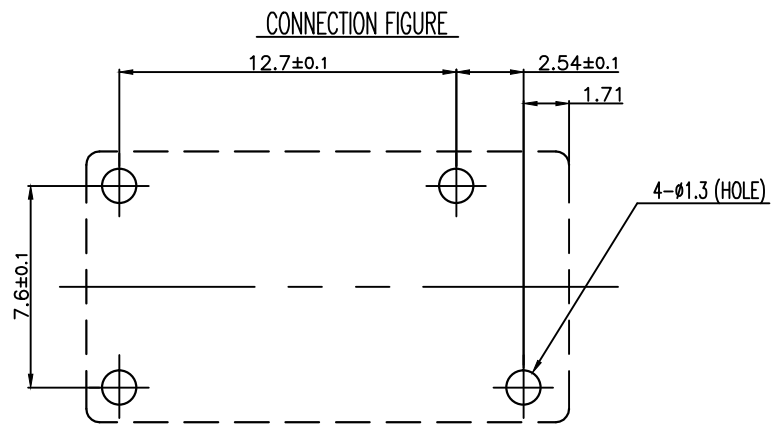
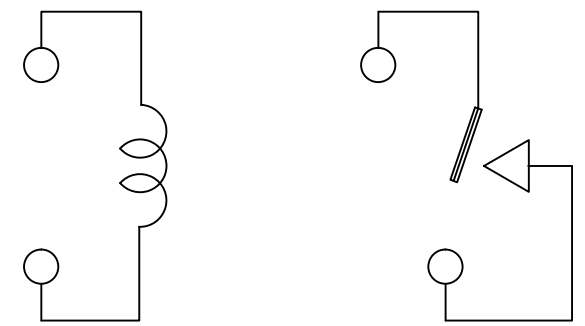
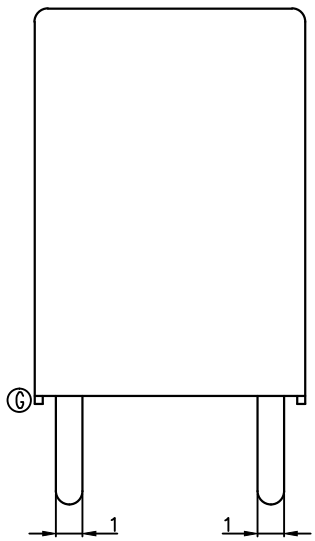
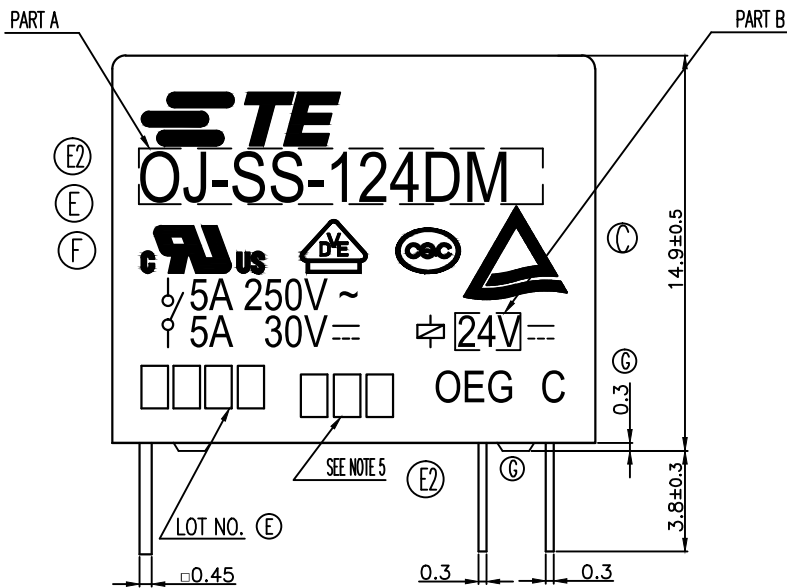



Diagram dimension	Tolerance
0.99mm max.	±0.1mm
1 - 2.99mm	±0.2mm
3mm min.	±0.3mm

FIGURE FOR PRINTED CIRCUIT BOARD PROCESSING (BOTTOM VIEW)

THIS DRAWING IS A CONTROLLED DOCUMENT.		DWN	H.Sasaki	-	TE Connectivity OJ-SS-DM CUSTOMER DRAWING		
DIMENSIONS: mm		CHK	Y.Oikakwa	-			
TOLERANCES UNLESS OTHERWISE SPECIFIED:		APVD	A.Nagai	-			
0 PLC ± - 1 PLC ± - 2 PLC ± - 3 PLC ± - 4 PLC ± - ANGLES ± -		PRODUCT SPEC	-	NAME			
MATERIAL	FINISH	APPLICATION SPEC	-	SIZE	CAGE CODE	DRAWING NO	RESTRICTED TO
-	-	WEIGHT	-	A3	00779	1461076	-
CUSTOMER DRAWING				SCALE	5:1	SHEET	1 OF 2
				REV	G		

THIS DRAWING IS UNPUBLISHED. RELEASED FOR PUBLICATION - , - .
 © COPYRIGHT - By - TE CONNECTIVITY ALL RIGHTS RESERVED.

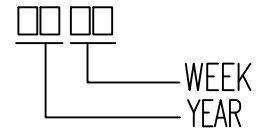
LOC	DIST	REVISIONS					
HB	-	P	LTR	DESCRIPTION	DATE	DWN	APVD
		-		SEE SHEET 1	-	-	-

1461076-3	OJ-SS-118DM	107-79010	18VDC	OJ-SS-118DM	h
4-1419144-6	OJ-SS-148DM	107-79010	48VDC	OJ-SS-148DM	g
2-1419129-9	OJ-SS-124DM	107-79010	24VDC	OJ-SS-124DM	f
1-1419129-8	OJ-SS-112DM	107-79010	12VDC	OJ-SS-112DM	e
1-1419129-5	OJ-SS-109DM	107-79010	9VDC	OJ-SS-109DM	d
1461076-2	OJ-SS-106DM	107-79010	6VDC	OJ-SS-106DM	c
3-1419144-7	OJ-SS-105DM	107-79010	5VDC	OJ-SS-105DM	b
1461076-1	OJ-SS-103DM	107-79010	3VDC	OJ-SS-103DM	a
PART NO	TYPE NAME	PACKAGE SPEC	PART B	PART A	TYPE

RELAY TYPE

ⒺⒸ NOTE:

1. LOT NO. SYSTEM AS FOLLOWS:



ⒺⒶ 2. TERMINAL DIMENSION IS BEFORE SOLDER DIP;

ⒺⒶ 3. FOR THE TIN-PLATING OF THE PINS:
 +0.1mm FOR WIDTH, THICKNESS AND DIAMETER.
 +0.5mm FOR LENGTH.

ⒺⒶ 4. USED WELDED CONTACT & LASER MARKING.

ⒺⒶ 6. ADD LOT NO. SYSTEM AS FOLLOWING;

ⒺⒶ I, DIGITS FOR DAY OF THE WEEK
 I II III

- 1...MONDAY IN THIS WEEK;
- 2...TUESDAY IN THIS WEEK;
-
- 7...SUNDAY IN THIS WEEK

II, DIGITS FOR SHIFT OF THE DAY
 1...DAY SHIFT IN THIS DAY;
 2...NIGHT SHIFT IN THIS DAY;

III, ONE CHARACTER DISTINGUISH THE LINE IDENTITY, SUCH AS: A,B.....Z

		EPOXY RESIN	SEAL (BASE & BOBBIN)	15
		JUEW	MAGNETIC WIRE	14
94V-0		P.B.T	CASE	13
94V-0		P.B.T	BASE	12
94V-0		P.B.T	BOBBIN	11
	SOLDER DIP	C.P WIRE	COIL TERMINAL	10
94V-0		P.P.S	CARD	9
		Ag ALLOY	MOVABLE CONTACT	8
		Ag	NO.CONTACT	7
		STEEL	HINGE SPRING	6
	SOLDER DIP	PBP	NO.TERMINAL	5
	SOLDER DIP	PBS	MOVABLE SPRING	4
	NIP	STEEL	CORE	3
	NIP	STEEL	ARMATURE	2
	NIP	STEEL	YOKE	1
INCOMBUSTIBILITY	TREATMENT	MATERIAL	DESCRIPTION	ITEM

THIS DRAWING IS A CONTROLLED DOCUMENT.		DWN	H.Sasaki	-
DIMENSIONS: mm		CHK	Y.Oikakwa	-
TOLERANCES UNLESS OTHERWISE SPECIFIED:		APVD	A.Nagai	-
	0 PLC	±	-	
	1 PLC	±	-	
	2 PLC	±	-	
	3 PLC	±	-	
4 PLC	±	-		
ANGLES	±	-		
MATERIAL	FINISH	PRODUCT SPEC	NAME	
-	-	APPLICATION SPEC	-	
		WEIGHT	OJ-SS-DM CUSTOMER DRAWING	
		CUSTOMER DRAWING	SIZE	CAGE CODE
			A3	00779
			DRAWING NO	RESTRICTED TO
			1461076	-
			SCALE	SHEET
			5:1	2 OF 2
			REV	G