


## Thick Film Chip Arrays

### BCN Series

#### Features

- Thick Film
- Chip Resistor Arrays
- RoHS Compliant
- Sulphur resistant version available (Tested to ASTM-B809)
- AEC-Q200 (BCN164AB and BCN4D)



All parts are Pb-free and comply with EU Directive 2011/65/EU (RoHS2)

### Model Styles

Model (Width)	# of Resistors	Circuit	Package Size	Chip Array	Edge Finish / Termination		
					Scalloped Convex	Square Convex	Square Concave
Model BCN 10 (1.0mm)	4 Resistors	Isolated	0804	0402		•	
Model BCN 16 4ABI (1.6mm)	4 Resistors	Isolated	1206	0603			•
Model BCN 16 4A/AB (1.6mm)	4 Resistors	Isolated	1206	0603	•	•	
Model BCN 16 8RB/8SB (1.6mm)	8 Resistors	Bussed	1206	0603		•	
Model BCN 21 (2.1mm)	8 Resistors	Bussed	1608	0804			•
Model BCN 4D (3.1mm)	4 Resistors	Isolated	2112	1206	•		
Model BCN 4DBI (3.1mm)	4 Resistors	Isolated	2112	1206			•
Model BCN 31 8RB/8SB (3.1mm)	8 Resistors	Bussed	2512	1206		•	
Model BCN 31 8RBI/8SBI (3.1mm)	8 Resistors	Bussed	2512	1206			•
Jumper Chip Array	4/8 Resistors	Isolated/Bussed	All	All	•	•	•

#### Features

- Reliable monolithic construction
- Nickel barrier terminations
- Top side marking for easy identification
- Concave or convex termination styles
- Square or scalloped edges available

#### Benefits

- Saves board space over equivalent rated chip resistors
- Eliminates up to seven pick & place operations
- Single component reliability
- Leadless chip, reduced inductance
- Mounts close to active devices

#### Applications

- Pull up / pull down resistors for digital IC's
- Series termination on high speed data busses
- Current limit for LED displays
- Available as an 8 bit R/2R Ladder Network

#### General Note

TT Electronics reserves the right to make changes in product specification without notice or liability. All information is subject to TT Electronics' own data and is considered accurate at time of going to print.

BCN Series

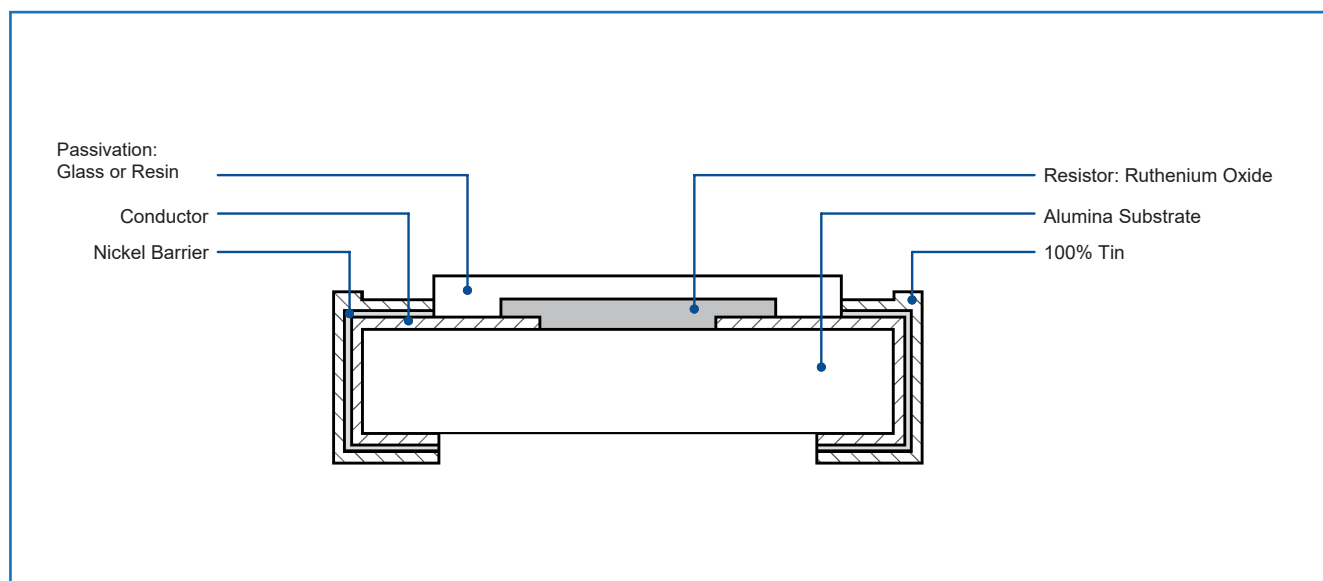
## Electrical

Standard Resistance Range, Ohms	BCN4D, BCN10, BCN16 4: BCN 16 8R / 8S: BCN 31 8R / 8S: BCN 21:	10 to 1 Megohm 100 to 1 Megohm 22 to 1 Megohm 68 to 220K
Standard Resistance Tolerance		±5% (J Tol.) Optional: ±1% (F Tol.), BCN 4D, BCN 16 4, BCN31 8RB / 8SB Only ±2% (G Tol.), BCN 16 4, BCN31 8RB / 8SB Only
Operating Voltage, Maximum	BCN 4D: BCN 16 4, BCN 31 8R / 8S: BCN 10, BCN 16 8R / 8S, BCN 21:	75Vdc or Vpr 50Vdc or Vpr 25Vdc or Vpr
Power Rating, watts at 70°C	BCN 4D: BCN 10, BCN 164: BCN 16 8R / 8S: BCN 21, BCN 31 8R / 8S:	125mW per Resistor / 500mW per Package 63mW per Resistor / 250mW per Package 32mW per Resistor / 250mW per Package 63mW per Resistor / 500mW per Package

## Environmental

Test	Condition	Parts with no TCR code	Parts with Z TCR code
Operating Temperature Range			-55°C to +155°C
Temperature Coefficient of Resistance		±200ppm/°C	±100ppm/°C
Moisture Resistance	1,000 hours @ +40°C, 95% R.H.	3% +0.1Ω ΔR	1% +0.1Ω ΔR
High Temperature Operation	1,000 hours @ 155°C	3% +0.1Ω ΔR	1% +0.1Ω ΔR
Short Time Overload	2.5 x rated voltage, 5 seconds	2% +0.1Ω ΔR	0.25% +0.1Ω ΔR
Temperature Cycling	-55°C to +155°C, 5 cycles	1% +0.1Ω ΔR	1% +0.1Ω ΔR
Resistance to Solder Heat	260°C for 10 seconds	1% +0.1Ω ΔR	0.25% +0.1Ω ΔR
Load Life	1,000 hours @ 70°C	3% +0.1Ω ΔR	1% +0.1Ω ΔR

## Construction

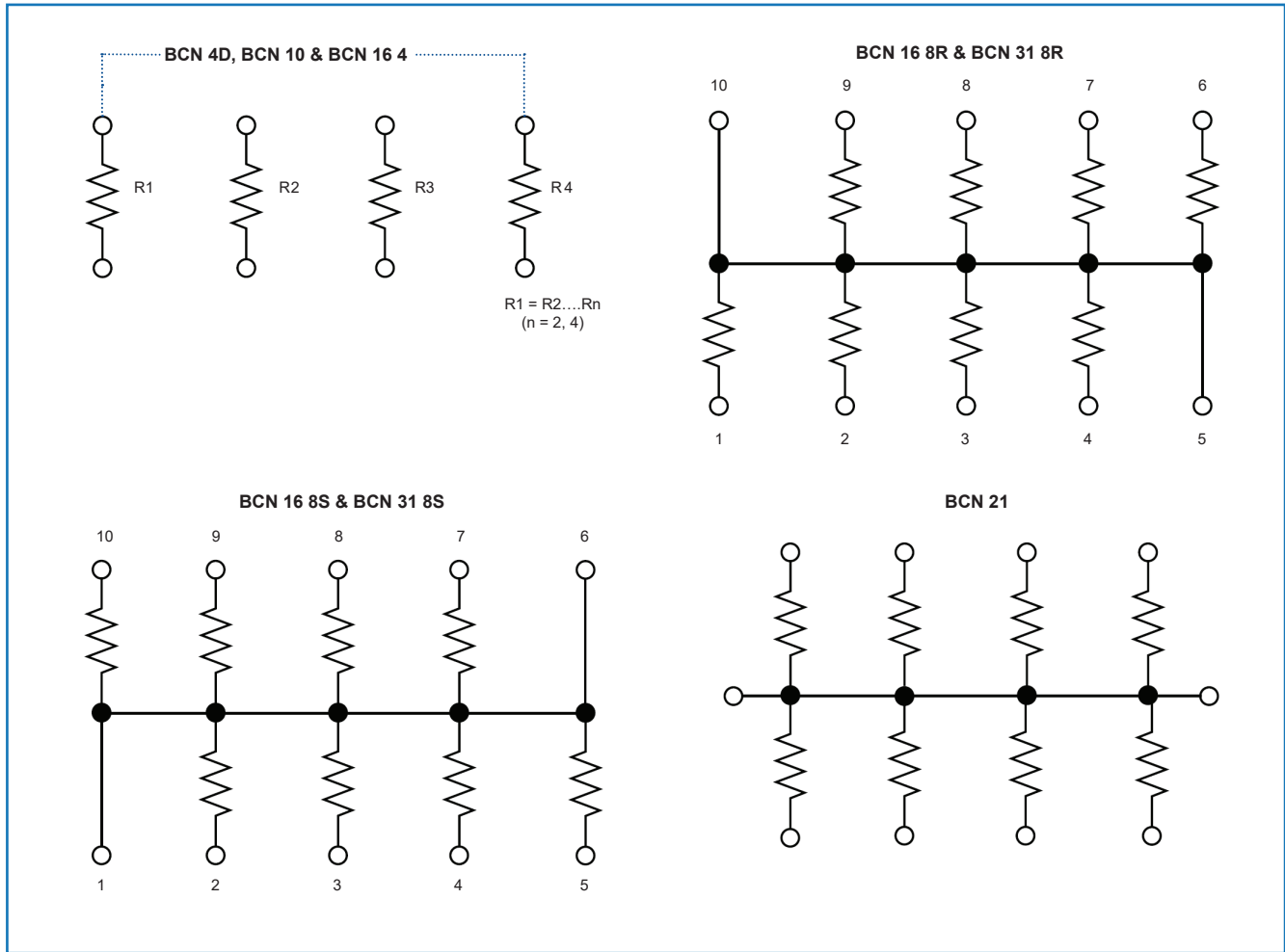


**General Note**

TT Electronics reserves the right to make changes in product specification without notice or liability. All information is subject to TT Electronics' own data and is considered accurate at time of going to print.

BCN Series

Electrical



Standard Resistance Values, Ohms

Model, BCN 4D, BCN 10 & BCN 16 4					
10	100	1K	10K	100K	1 Meg
12	120	1.2K	12K	120K	Jumper
15	150	1.5K	15K	150K	
18	180	1.8K	18K	180K	
22	220	2.2K	22K	220K	
27	270	2.7K	27K	270K	
33	330	3.3K	33K	330K	
39	390	3.9K	39K	390K	
47	470	4.7K	47K	470K	
56	560	5.6K	56K	560K	
68	680	6.8K	68K	680K	
82	820	8.2K	82K	820K	

Model BCN 16 8R & BCN 16 8S			
220	1K	10K	100K
330	4.7K	47K	1 Meg

Model BCN 31 8R		Model BCN 31 8S	
220	2.2K	10K	100K
330	2.7K	22K	470K
1K	4.7K	47K	1 Meg

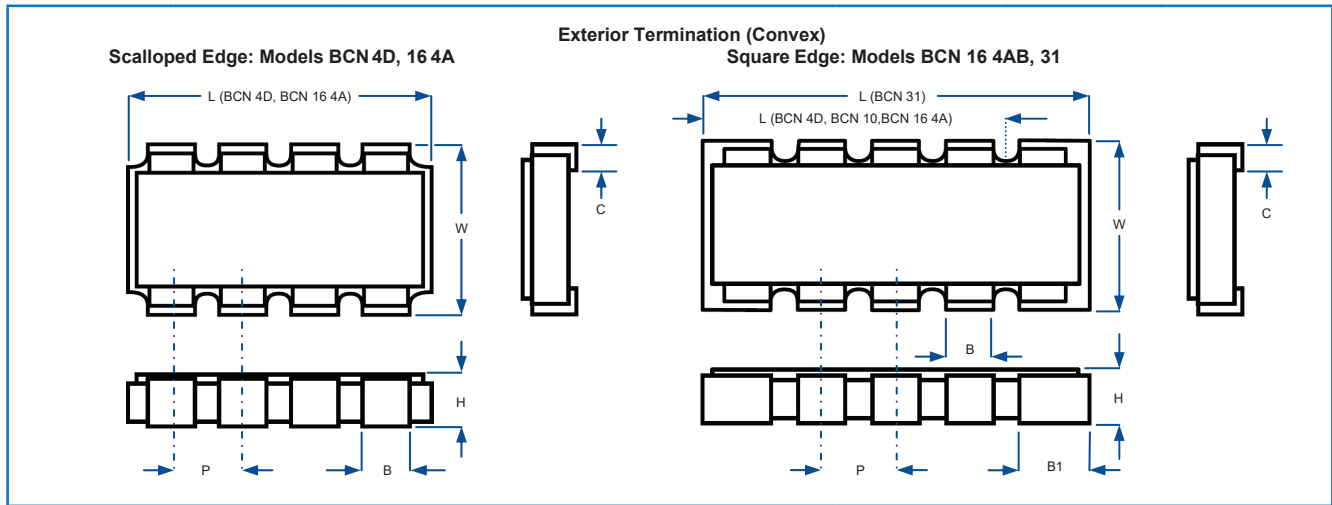
Model BCN 21			
68	330	4.7K	10K
220	1K	47K	100K

General Note

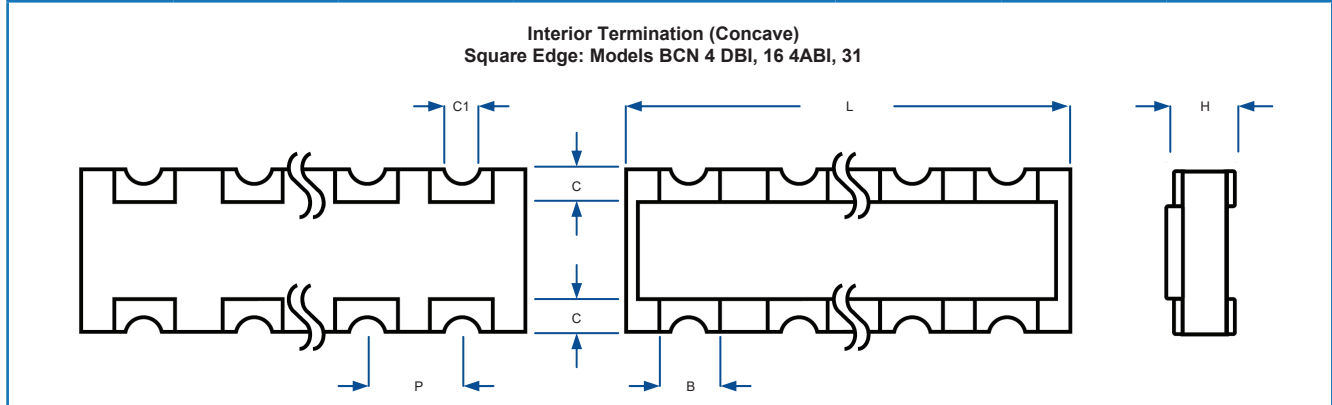
TT Electronics reserves the right to make changes in product specification without notice or liability. All information is subject to TT Electronics' own data and is considered accurate at time of going to print.

BCN Series

Outline Dimensions (Inch /mm)



	L	W	H	P	B	B1	C
BCN 4D	.210 ±.008	.122 ±.008	.022 ±.004	.050 ±.008	.030 ±.008	-	.012 ±.008
	5.34 ±0.20	3.10 ±0.20	0.55±0.10	1.27±0.20	0.80 ±0.20	-	0.30 ±0.20
BCN 10	.079 ±.008	.039 ±.006	.014 ±.004	.020 ±.004	.012 ±.006	.016±.006	.006±.002
	2.00 ±0.20	1.00 ±0.15	0.36 ±0.10	0.50 ±0.10	0.30 ±0.15	0.40 ±0.15	0.15 ±0.05
BCN 16 4A/ AB	.126 ±.004	.063 ±.004	.020 ±.004	.031 ±.002	.020 ±.004	-	.009 ±.005
	3.20 ±0.10	1.60 ±0.10	0.50 ±0.10	0.80 ±0.05	0.50 ±0.10	-	0.229 ±0.125
BCN 31	.252 ±.008	.122±.012,-.008	.022 ±.004	.050 ±.002	.032 ±.004	.041±.004	.012 ±.004
	6.40 ±0.20	3.1 +0.3, -0.2	0.55 ±0.10	1.27 ±0.051	0.80 ±0.10	1.05±0.10	0.30 ±0.10



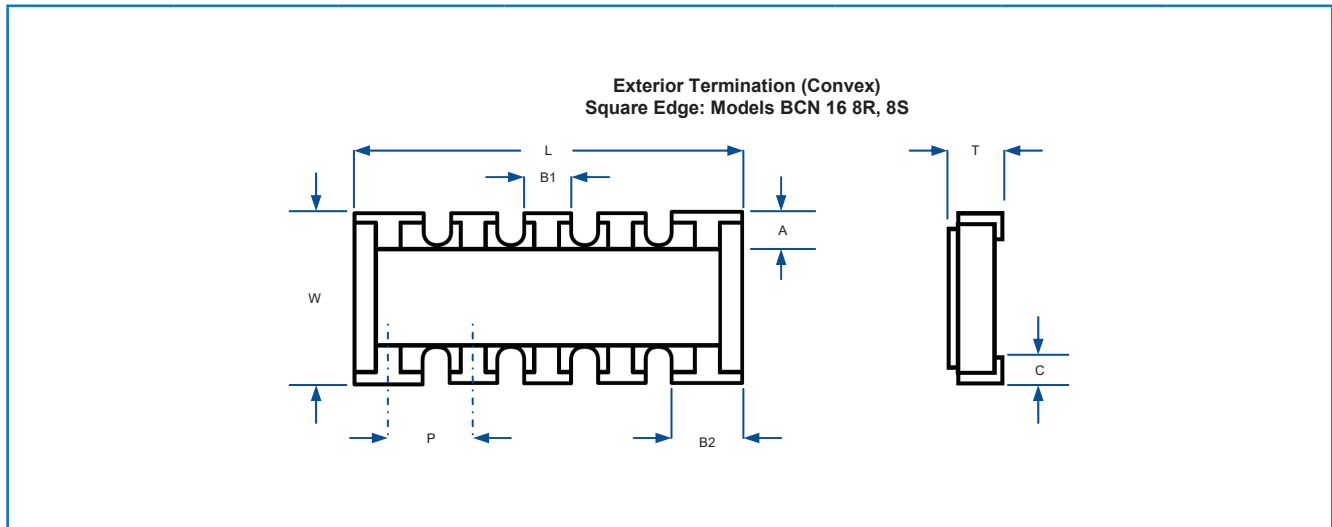
	L	W	H	P	B	C	C1
BCN 4 DBI	.210 ±.008	.122 ±.008	.022 ±.004	.050 ±.008	.030 ±.008	.012 ±.008	-
	5.34 ±0.20	3.10 ±0.20	0.55 ±0.10	1.27 ±0.20	0.80 ±0.20	0.30 ±0.20	-
BCN 16 4ABI	.126 ±.008	.063 ±.006	.024 ±.004	.031 ±.004	.016 ±.006	.012 ±.008	.012 ±.008
	3.20 ±0.20	1.60 ±0.15	0.60 ±0.10	0.80 ±0.10	0.40 ±0.15	0.30 ±0.20	0.30 ±0.20
BCN 31	.252 ±.008	.122 ±.008	.024 ±.004	.050	.028 ±.008	.012	.012 <sup>+0.008</sup> <sub>-.004</sub>
	6.40 ±0.20	3.10 ±0.20	0.60 ±0.10	1.27	0.70 ±0.20	0.30	0.30 <sup>+0.02</sup> <sub>-.01</sub>

General Note

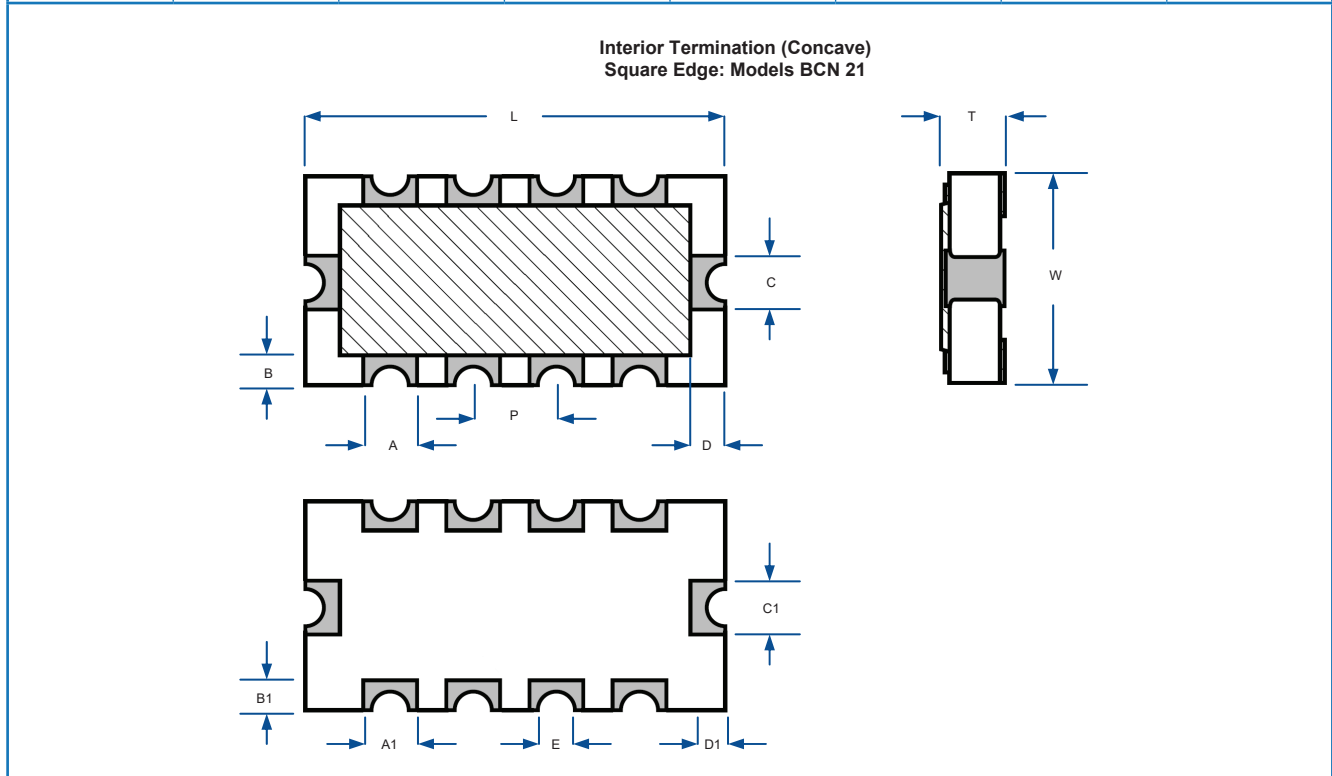
TT Electronics reserves the right to make changes in product specification without notice or liability. All information is subject to TT Electronics' own data and is considered accurate at time of going to print.

BCN Series

Outline Dimensions (Inch /mm)



L	W	T	A	B1	B2	C	P
.126 ±.008	.063 ±.008	.020 ±.004	.012 ±.006	.014 ±.006	.020 ±.006	.008	.025
3.20 ±0.20	1.60 ±0.20	0.50 ±0.10	0.30 ±0.15	0.36 ±0.15	0.50 ±0.15	0.20	0.64



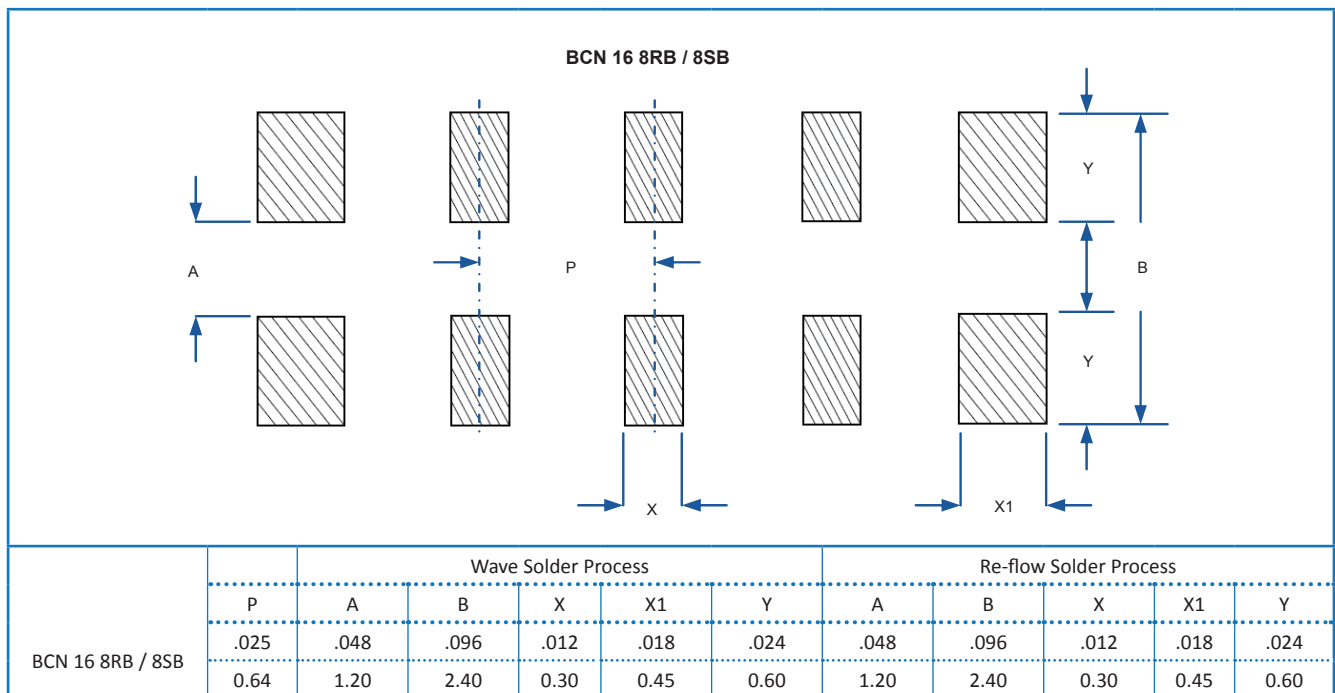
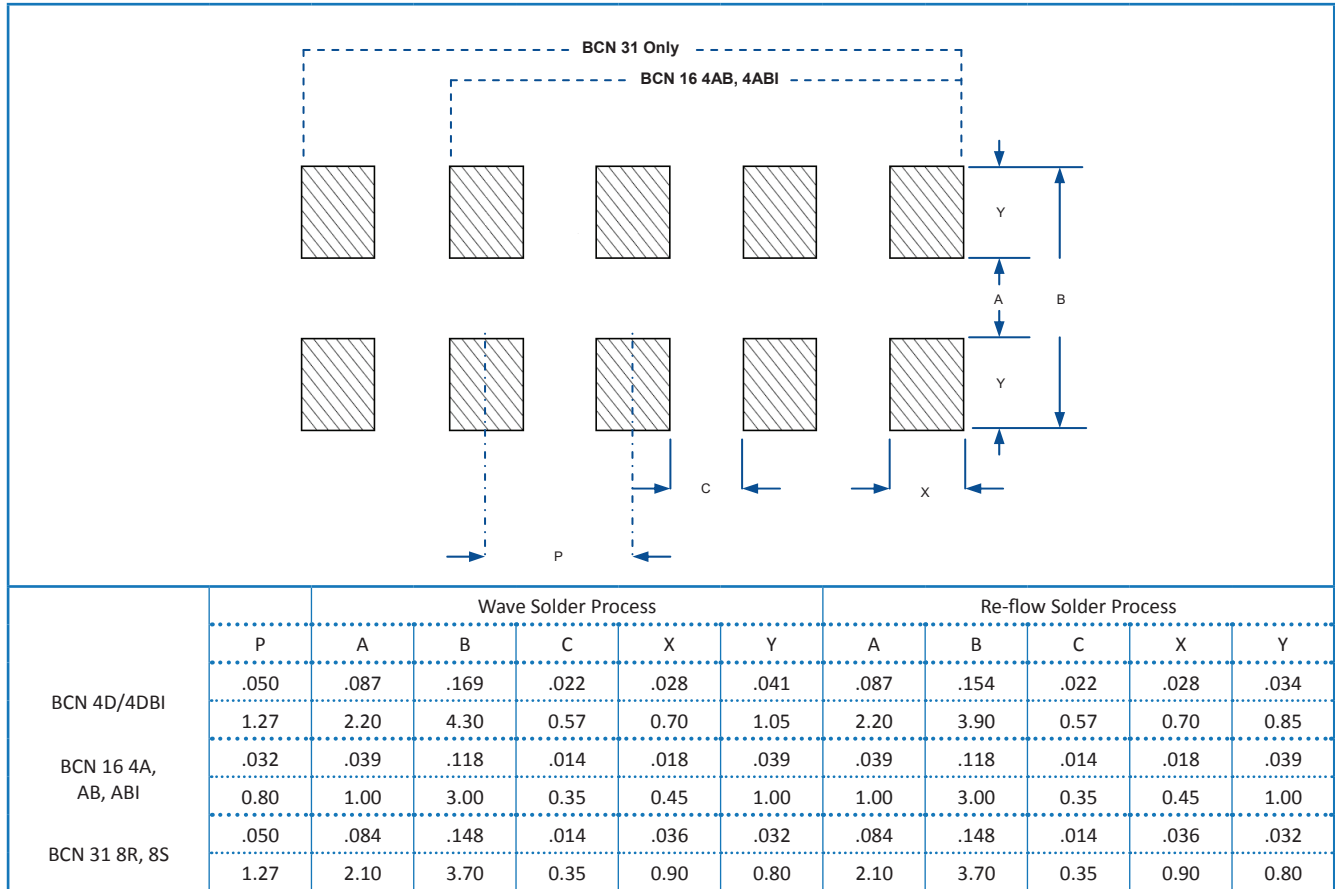
L	W	T	A	B	C	D
.157 ±.008	.083 ±.008	.021 ±.004	.020 ±.008	.010 ±.008	.020 ±.008	.012 ±.008
4.00 ±0.20	2.10 ±0.20	0.55 ±0.10	0.50 ±0.20	0.25 ±0.20	0.50 ±0.20	0.30 ±0.20
A1	B1	C1	D1	E	P	
.016 ±.008	.014 ±.008	.020 ±.008	.014 ±.008	.012 0.30 Typ.	.032 0.80 Typ.	
0.40 ±0.20	0.40 ±0.20	0.50 ±0.20	0.35 ±0.20			

**General Note**

TT Electronics reserves the right to make changes in product specification without notice or liability.  
All information is subject to TT Electronics' own data and is considered accurate at time of going to print.

BCN Series

Solder pad layout (Inch / mm)

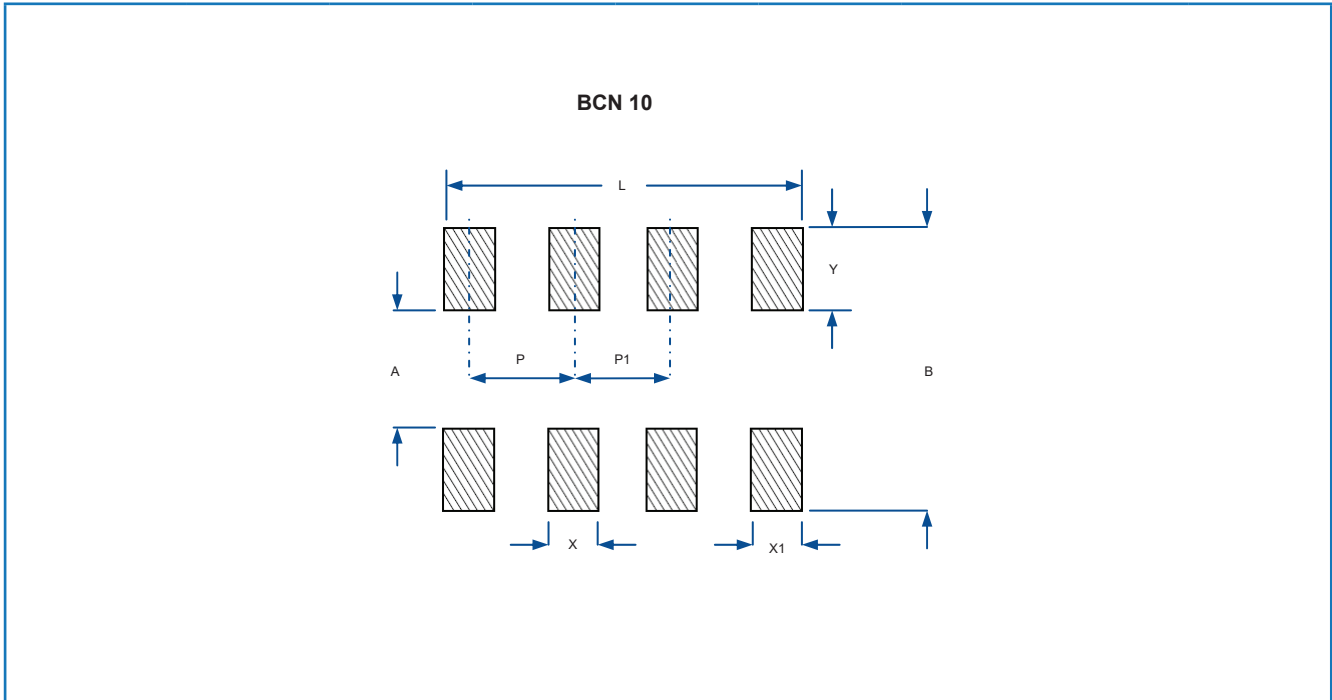


General Note

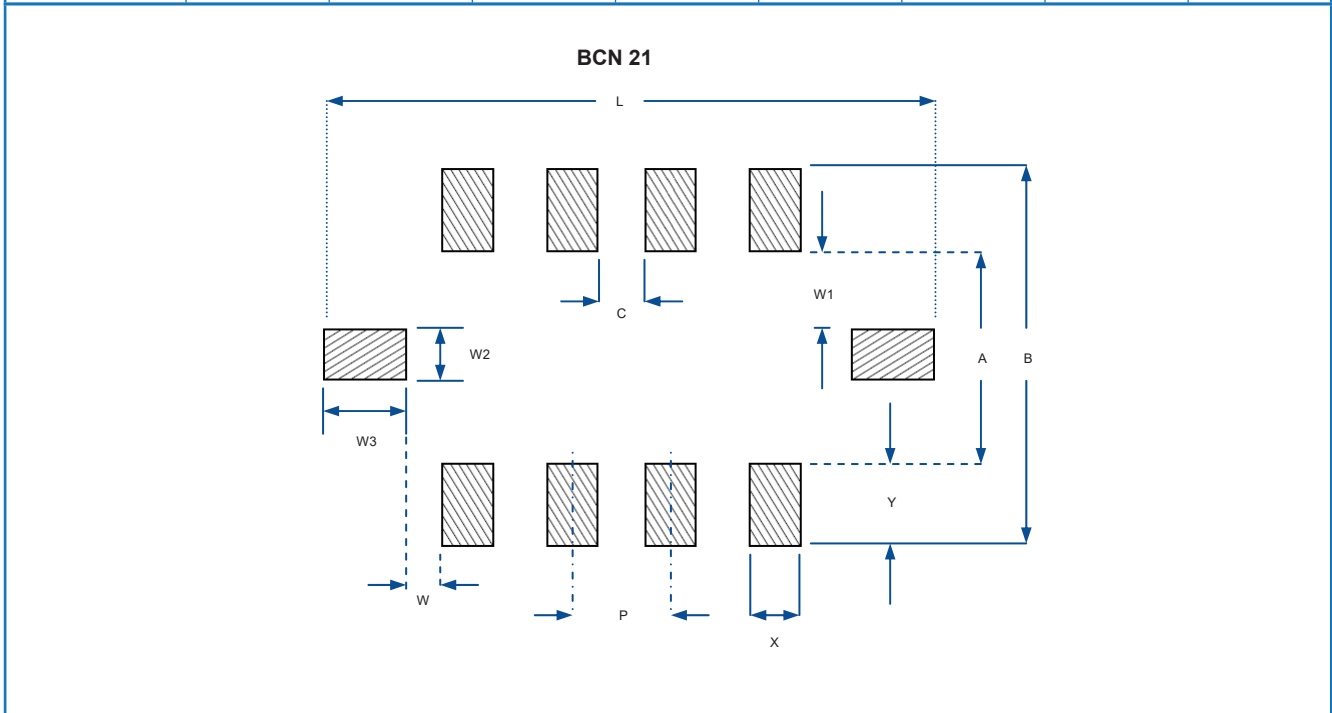
TT Electronics reserves the right to make changes in product specification without notice or liability. All information is subject to TT Electronics' own data and is considered accurate at time of going to print.

BCN Series

Solder pad layout (Inch / mm)



	P	P1	A	B	X	X1	Y	L
BCN 10	.024	.020	.020 ±.004	.060 ±.004	.010 ±.004	.018 ±.004	.020 ±.004	.085 ±.004
	0.60	0.50	0.50 ±0.10	1.50 ±0.10	0.25 ±0.15	0.45 ±0.10	0.50 ±0.10	2.15 ±0.10



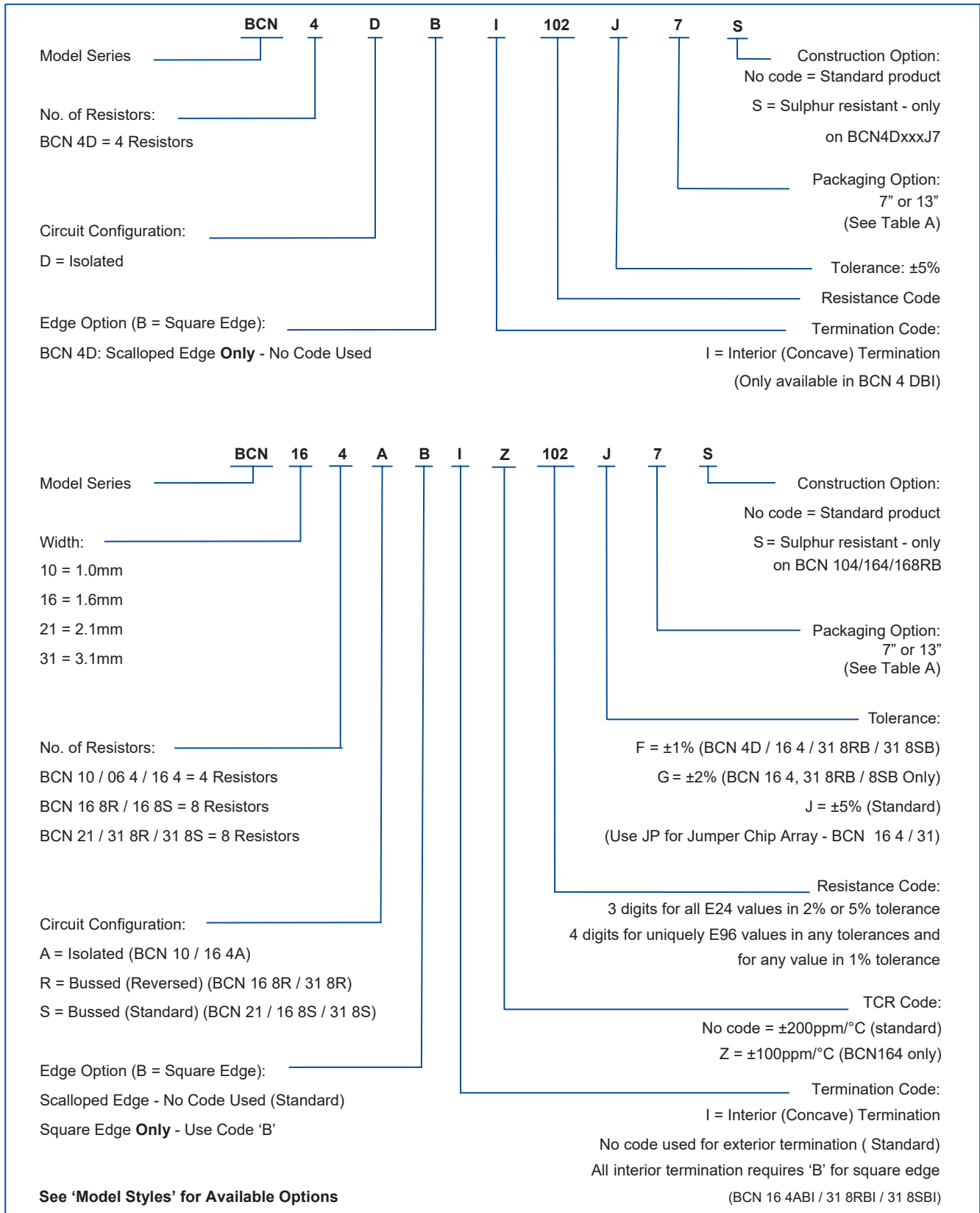
	P	A	B	C	X	Y	W	W1	W2	W3	L
BCN 21	.032	.060 ±.008	.120 ±.008	.016 ±.004	.016 ±.004	.030 ±.004	.012 ±.001	.015 ±.004	.030 ±.004	.030 ±.004	.196 ±.008
	0.80	1.20 ±0.20	3.00 ±0.20	0.40 ±0.10	0.40 ±0.10	0.75 ±0.10	0.31 ±0.02	0.38 ±0.10	0.75 ±0.10	0.75 ±0.10	4.98 ±0.20

General Note

TT Electronics reserves the right to make changes in product specification without notice or liability. All information is subject to TT Electronics' own data and is considered accurate at time of going to print.

BCN Series

## Ordering Information



**General Note**

TT Electronics reserves the right to make changes in product specification without notice or liability. All information is subject to TT Electronics' own data and is considered accurate at time of going to print.



**BCN Series**

**Packaging (Table A)**

	7" Reel Diameter		13" Reel Diameter	
	Paper	Embossed	Paper	Embossed
BCN 4D		4K		16K
BCN 10	10K		40K	
BCN 16 4	5K		20K	
BCN 16 8	5K		20K	
BCN 21		4K		16K
BCN 31		4K		16K

Note: Tape & Reel dimensions per EIA-481.

**Sulphur Resistant Arrays**

- Special construction resists sulphide growth
- Withstands sulphur bearing fume environment
- Tested to ASTM-B809 ("Flowers-of-Sulphur")
- Suitable for industrial, automotive and roadside uses
- RoHS compliant matt Tin finish terminations

**Performance Data**

Hydrogen Sulphide exposure:

- 1000 Hours, 3-5ppm H<sub>2</sub>S, 50°C, 92%RH
- 0.5% Max ΔR and no visual defects

**General Note**

TT Electronics reserves the right to make changes in product specification without notice or liability. All information is subject to TT Electronics' own data and is considered accurate at time of going to print.