


PowerStor XVM Series

16V Supercapacitor Module



Supercapacitor Module

Description

Eaton PowerStor supercapacitors are unique, ultra-high capacitance devices utilizing electrochemical double layer capacitor (EDLC) construction combined with new, high performance materials. This combination of advanced technologies allows Eaton to offer a wide variety of capacitor solutions tailored to specific applications.

The 16V XVM Series supercapacitor module offers a means to easily achieve higher voltage, power or discharge time through series or parallel connection of multiple modules.

Features and benefits

- Compact size for easy mounting as replacement for, or in conjunction with a 12V battery
- Series or parallel connection of multiple modules for higher voltage, power or discharge time
- High reliability, green solution for pulse or back up power applications
- Maintenance free

Applications

- Industrial computer and emergency backup energy
- Battery assist engine starting, especially for cold or frequent starts
- Graceful system shutdown for robotics, PLCs and electrical switches



The PowerStor brand of supercapacitors (formerly of the Bussmann Division of Cooper Industries) is now part of Eaton's Electrical Group, Electronics Division.

PowerStor is now part of Eaton
Same great products plus even more.

Specifications

Working Voltage	16.2V
Surge Voltage	17V
Capacitance	65F
Capacitance Tolerance	0% to +20% (20°C)
Operating Temperature Range	-40°C to 65°C

Standard product

Capacitance (F)*	Part Number	Max Initial DC ESR (mΩ)*	Max Continuous Current (A)	Max Leakage Current (mA)*	Max Power (KW)**	Stored Energy (WH)***	Typical Mass (kg)
65	XVM-16R2656-R	22	20	23	3.0	2.3	0.75

* Capacitance, ESR and Leakage current are all measured according to IEC 62391-1.

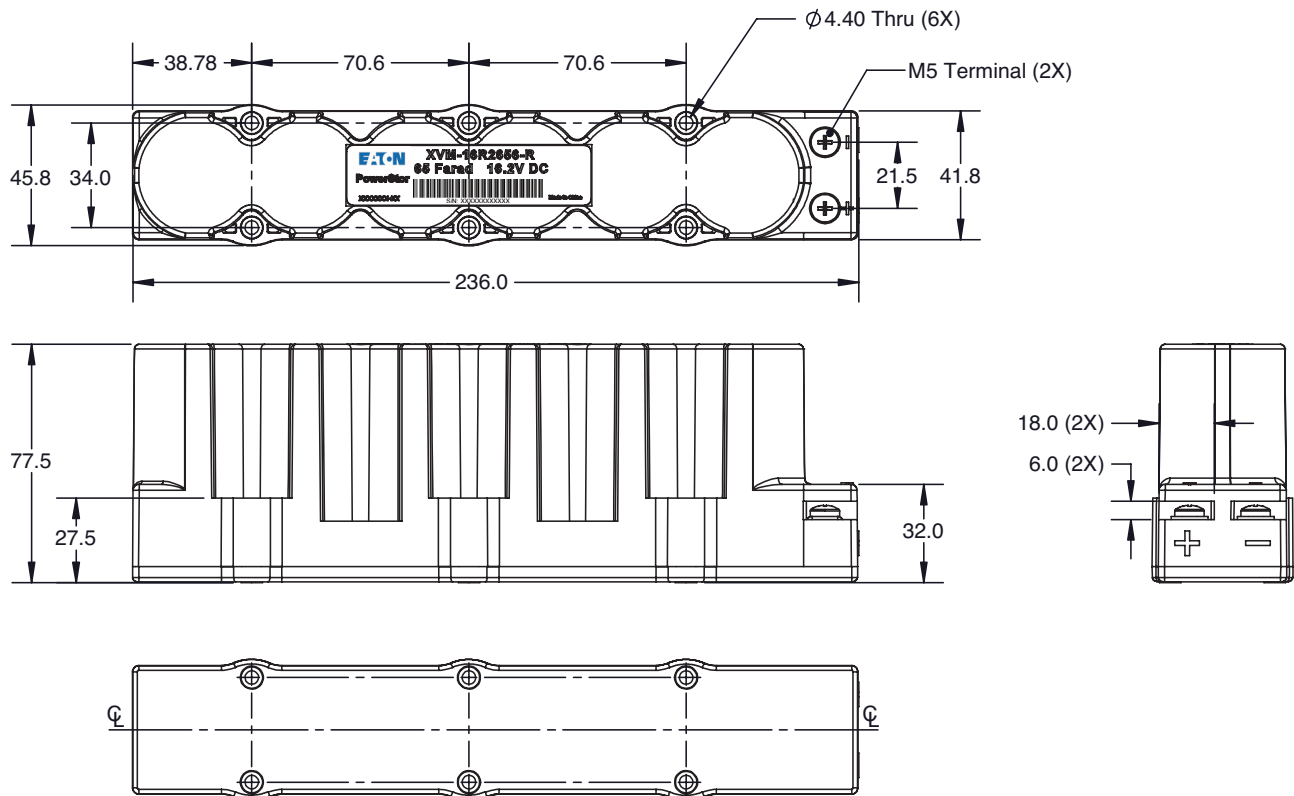
** Max Power = $V^2 / 4 / \text{DC ESR}$.

*** Stored Energy = $\frac{1}{2} C V^2 / 3600$.

Performance

Parameter	Capacitance Change (% of Initial Measured Value)	ESR (% of Initial Measured Value)
Life (1500 hrs @ 65°C @ 16.2Vdc)	≤20%	≤200%
Storage - Uncharged, Non-condensing Atmosphere (1 Year @ -40°C to 70°C)	≤5%	≤10%

Dimensions - mm



Agency information

- UL 810A Recognized, File MH46887

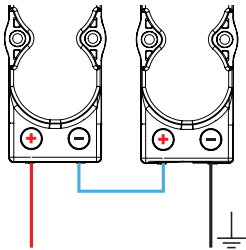
Environmental

- Vibration Specification: IEC 60068-2-6
- Shock Specification: IEC 60068-2-27, -29
- Protection Level: IP54
- Cooling: Natural Convection

Mechanical specifications

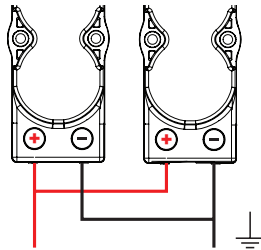
- Terminal Screws: M5 Philslot, Nickel-Plated Brass
Max Torque 4N•m
- Mounting Points: Six, Brass Reinforced, Accommodate M4 Screws,
Min Length 27.5mm
Max Torque 4N•m
- Mounting Orientation: No Restriction

Wiring configuration examples



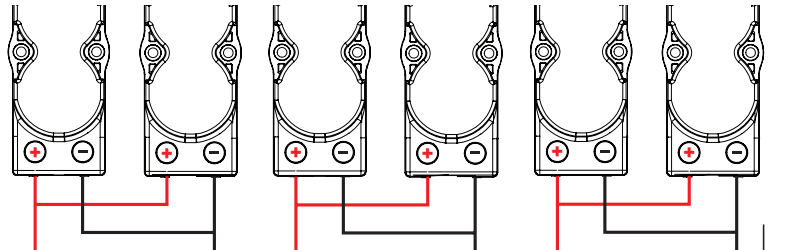
Series*

32.4V, 32.5F, 20A



Parallel

16.2V, 130F, 40A



Series/parallel*

48.6V, 43.3F, 40A

* Maximum operating voltage 640V.

Packaging information

- Modules packed individually in a box
- Boxed modules are packed 10 to a carton

Part marking

- Manufacturer
- Capacitance (F)
- Nominal Working Voltage (V)
- Series Code (or part number)
- Polarity

North America

Eaton's Electrical Group
Electronics Division
1225 Broken Sound Parkway NW
Suite F
Boca Raton, FL 33487-3533
Tel: 1-561-998-4100
Fax: 1-561-241-6640
Toll Free: 1-888-414-2645

Eaton's Electrical Group
Electronics Division
P.O. Box 14460
St. Louis, MO 63178-4460
Tel: 1-636-394-2877
Fax: 1-636-527-1607

Europe

Eaton's Electrical Group
Electronics Division
Burton-on-the-Wolds
Leicestershire, LE 12 5th UK
Phone: +44 (0) 1509 882 600
Fax: +44 (0) 1509 882 786

Eaton's Electrical Group
Electronics Division
Avda Santa Eulalia, 290
Terrassa, Barcelona 08223 Spain
Phone: +34-93-736-2813
Fax: +34-93-783-5055

Asia Pacific

Eaton's Electrical Group
Electronics Division
No.2, #06-01
Serangoon North Avenue 5
Singapore 554911
Tel: +65 6645 9888
Fax: +65 6728 3155

The only controlled copy of this Data Sheet is the electronic read-only version located on the Bussmann Network Drive. All other copies of this document are by definition uncontrolled. This bulletin is intended to clearly present comprehensive product data and provide technical information that will help the end user with design applications. Bussmann reserves the right, without notice, to change design or construction of any products and to discontinue or limit distribution of any products. Bussmann also reserves the right to change or update, without notice, any technical information contained in this bulletin. Once a product has been selected, it should be tested by the user in all possible applications.

Life Support Policy: Bussmann does not authorize the use of any of its products for use in life support devices or systems without the express written approval of an officer of the Company. Life support systems are devices which support or sustain life, and whose failure to perform, when properly used in accordance with instructions for use provided in the labeling, can be reasonably expected to result in significant injury to the user.

Eaton's Electrical Group
Electronics Division
114 Old State Road
Ellisville, MO 63021
United States
www.eaton.com/elx

© 2014 Eaton
All Rights Reserved
Publication No. 10105 — BU-SB13542
April 2014



Powering Business Worldwide

Eaton is a registered trademark.

All other trademarks are property of their respective owners.