

LUXEON XR-3020

Linear LED module on an ultra-slim and rigid substrate enabling high efficacy designs

LUXEON XR-3020 products are ultra-slim linear LED modules optimized for narrow (20mm wide) lighting applications such as fluorescent replacements. The integrated solution comes in 1 or 2 foot versions with 24 or 48 LEDs mounted on a CEM3 thermally conductive substrate. LUXEON XR-3020 is designed for ease of system integration, simplified supply chain and faster time to market.



FEATURES AND BENEFITS

1100 or 2200 lumen packages at 100mA/LED and 45°C board temperature

160lm/W for maximum light output and low power consumption

1ft (24-up) or 2ft (48-up) length and Zhaga defined screw hole locations

A range of CCT options available in 80 or 90CRI (3000–5000K)

Uses the industry's most compact, highest drive current 3V mid power LEDs—LUXEON 3020

>50k hours LED lifetime (L70)

LED performance matching to support the best light output uniformity, forward voltage, and color control

5 year limited warranty

PRIMARY APPLICATIONS

Architectural

Indoor Area Lighting

– T-LEDs

– Troffers

Specialty Lighting



Table of Contents

General Product Information	2
Product Test Conditions	2
Part Number Nomenclature	2
Lumen Maintenance	2
Environmental Compliance	2
Performance Characteristics	3
Product Selection Guide	3
Electrical and Thermal Characteristics	3
Absolute Maximum Ratings	4
Characteristic Curves	4
Spectral Power Distribution Characteristics	4
Radiation Pattern Characteristics	5
Color Bin Definition	5
Mechanical Dimensions	6
Packaging Information	7
Tray Dimensions	8
Product Packaging Considerations—Chemical Compatibility	8

General Product Information

Product Test Conditions

LUXEON XR-3020 products are specified using a forward DC drive current of 200mA and a board temperature, T_c , of 45°C. The LEDs are electrically configured in series strings of 12 with 2 or 4 parallel strings.

The LUXEON 3020 LEDs on LUXEON XR-3020 are tested using a DC drive current at 120mA at a junction temperature, T_j , of 25°C. The minimum, typical and maximum performance numbers for LUXEON XR-3020 in this datasheet are derived from individual LED measurements. The confidence level on all minimum and maximum performance parameters in this datasheet is 99% to within individual LED tolerance.

Part Number Nomenclature

Part numbers for LUXEON XR-3020 follow the convention below:

L 2 1 8 – **A A B B 0 D D C E 0 0 0 0**

Where:

- A A** – designates nominal CCT (30=3000K, 35=3500K, 40=4000K, 50=5000K)
- B B** – designates minimum CRI (80=80CRI, 90=90CRI)
- D D** – designates number of LEDs on board (24 or 48)
- E** – designates board length (3=280mm, 0=560mm)

Therefore, the following part number is used for a LUXEON XR-3020, 3000K, 80CRI with 24 LEDs and length of 280mm:

L 2 1 8 – **3 0 8 0 0 2 4 C 3 0 0 0**

For LUXEON XR-3020 CCT/CRI combinations not listed in this datasheet, contact your local Lumileds Sales Representative or Technical Solutions Manager.

Lumen Maintenance

Please contact your local Sales Representative or Lumileds Technical Solutions Manager for more information about the long-term performance of this product.

Environmental Compliance

Lumileds LLC is committed to providing environmentally friendly products to the solid-state lighting market. LUXEON XR-3020 is compliant to the European Union directives on the restriction of hazardous substances in electronic equipment, namely the RoHS Directive 2011/65/EU and REACH Regulation (EC) 1907/2006. Lumileds LLC will not intentionally add the following restricted materials to its products: lead, mercury, cadmium, hexavalent chromium, polybrominated biphenyls (PBB) or polybrominated diphenyl ethers (PBDE).

Performance Characteristics

Product Selection Guide

Table 1. Product performance of LUXEON XR-3020 at 100mA/LED, T_c=45°C.

CONFIGURATION	NOMINAL CCT	MINIMUM CRI ^[1]	LUMINOUS FLUX ^[2] (lm)		TYPICAL LUMINOUS EFFICACY (lm/W)	TYPICAL DRIVE CURRENT (mA)	PART NUMBER
			MINIMUM	TYPICAL			
280mm, 24-up (2 parallel x 12 series)	3000K	80	1012	1050	151	200	L218-3080024C30000
	3500K	80	1029	1070	153	200	L218-3580024C30000
	4000K	80	1049	1088	156	200	L218-4080024C30000
	5000K	80	1049	1088	156	200	L218-5080024C30000
	4000K	90	850	890	127	200	L218-4090024C30000
560mm, 48-up (4 parallel x 12 series)	3000K	80	2024	2100	151	400	L218-3080048C00000
	3500K	80	2058	2140	153	400	L218-3580048C00000
	4000K	80	2098	2176	156	400	L218-4080048C00000
	5000K	80	2098	2176	156	400	L218-5080048C00000
	4000K	90	1700	1780	127	400	L218-4090048C00000

Notes for Table 1:

1. Lumileds maintains a tolerance of ±2 on CRI measurements.
2. Lumileds maintains a tolerance of ±6.5% on luminous flux measurements.

Electrical and Thermal Characteristics

Table 2. Electrical and thermal characteristics for LUXEON XR-3020 at 100mA/LED, T_c=45°C.

PART NUMBER	FORWARD VOLTAGE (V) ^[1]			TYPICAL THERMAL RESISTANCE — JUNCTION TO HEAT SINK (°C/W)	TYPICAL THERMAL RESISTANCE — JUNCTION TO SOLDER PAD (°C/W) ^[2]
	MINIMUM	TYPICAL	MAXIMUM		
L218-xxxx024C30000	34	34.8	36	2.0	13
L218-xxxx048C00000	34	34.8	36	1.0	13

Notes for Table 2:

1. Lumileds maintains a tolerance of ±0.1V on forward voltage measurements.
2. Typical thermal resistance — junction to solder pad, is per LED.

Absolute Maximum Ratings

Table 3. Absolute maximum ratings for LUXEON XR-3020.

PARAMETER	MAXIMUM PERFORMANCE
DC Forward Current ^(1,2)	480mA for L218-xyy024C30000, 960mA for L218-xyy048C00000
Peak Pulsed Forward Current ^(1,3)	600mA for L218-xyy024C30000, 1200mA for L218-xyy048C00000
LED Junction Temperature ⁽¹⁾ (DC & Pulse)	125°C
ESD Sensitivity (ANSI/ESDA/JEDEC JS-001-2012)	IEC 61000-4-2 Level 4 (8/15 kV contact/air discharge)
Operating Temperature at T _c point ⁽⁴⁾	-40 to 85°C
LED Module Storage Temperature	-40 to 105°C
Reverse Voltage (V _{reverse})	LUXEON LEDs are not designed to be driven in reverse bias

Notes for Table 3:

1. Proper current derating must be observed to maintain the junction temperature below the maximum.
2. Residual periodic variations due to power conversion from alternating current (AC) to direct current (DC), also called "ripple," with frequencies $\geq 100\text{Hz}$ and amplitude $\leq 15\%$ of the maximum allowable DC forward current are acceptable, assuming the average current throughout each cycle does not exceed the maximum allowable DC Forward Current at the corresponding maximum junction temperature.
3. Pulsed operation with a peak drive current equal to the stated Peak Pulsed Forward Current is acceptable if the pulse on-time is $\leq 5\text{ms}$ per cycle and the duty cycle is $\leq 50\%$.
4. Measured at T_c point next to LED. Some manufacturers refer to T_c as T_s. See AB209 LUXEON 3020 Application Brief for details.
5. Per IEC 62031, Ethr=2215 Lux.

Characteristic Curves

Spectral Power Distribution Characteristics

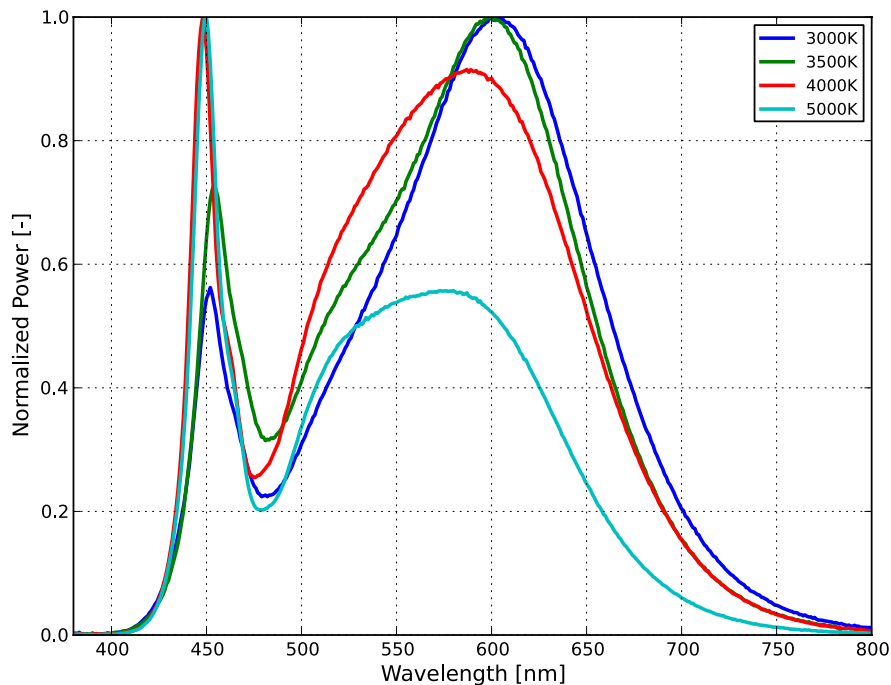


Figure 1: Typical normalized power vs. wavelength for LUXEON 3020 at 120mA, T_j=25°C.

Radiation Pattern Characteristics

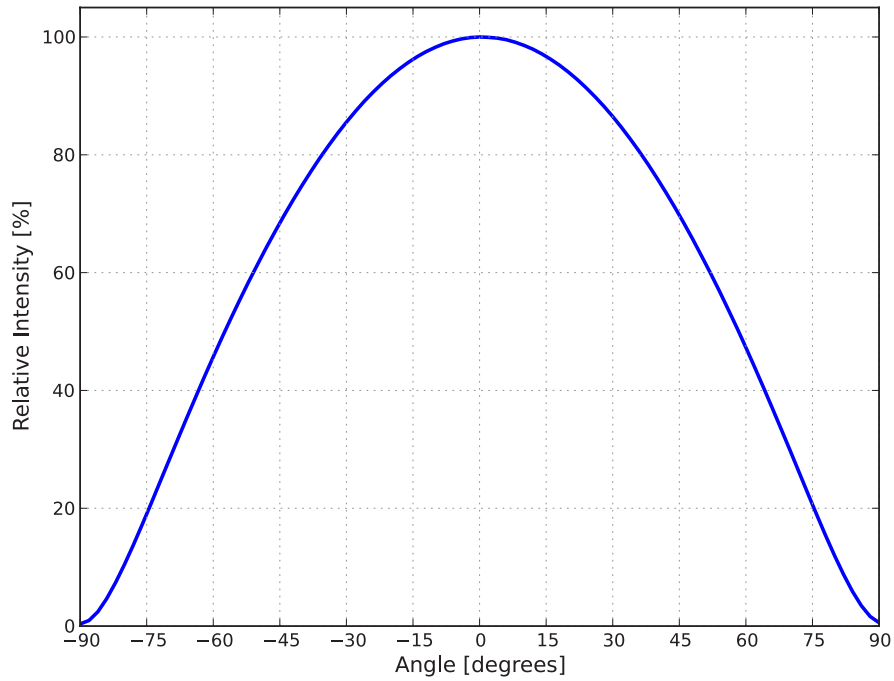


Figure 2: Typical radiation pattern for LUXEON 3020 at 120mA, $T_j=25^{\circ}\text{C}$.

Color Bin Definition

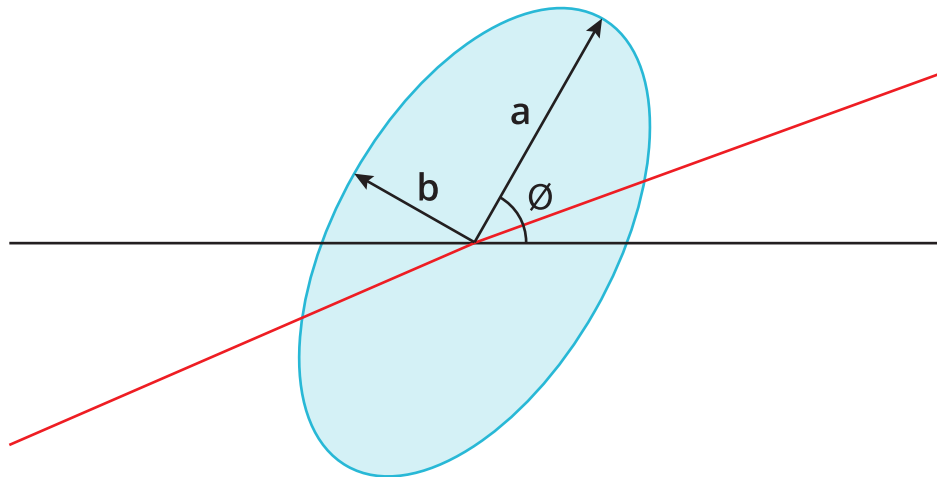


Figure 3: 3-step MacAdam ellipse illustration for Table 4.

Table 4. 3-step MacAdam ellipse color bin definitions for LUXEON M at 700mA, $T_j=85^{\circ}\text{C}$.

NOMINAL CCT	COLOR SPACE	CENTER POINT (cx, cy)	MAJOR AXIS, a	MINOR AXIS, b	ELLIPSE ROTATION ANGLE, θ
3000K	Single 3-step MacAdam ellipse	(0.4338, 0.4030)	0.00834	0.00408	53.22°
3500K	Single 3-step MacAdam ellipse	(0.4073, 0.3917)	0.00927	0.00414	54.00°
4000K	Single 3-step MacAdam ellipse	(0.3818, 0.3797)	0.00939	0.00402	53.72°
5000K	Single 3-step MacAdam ellipse	(0.3447, 0.3558)	0.00822	0.00354	59.62°

Notes for Table 4:

1. Lumileds maintains a tolerance of ± 0.005 on x and y coordinates in the CIE 1931 color space.

Mechanical Dimensions

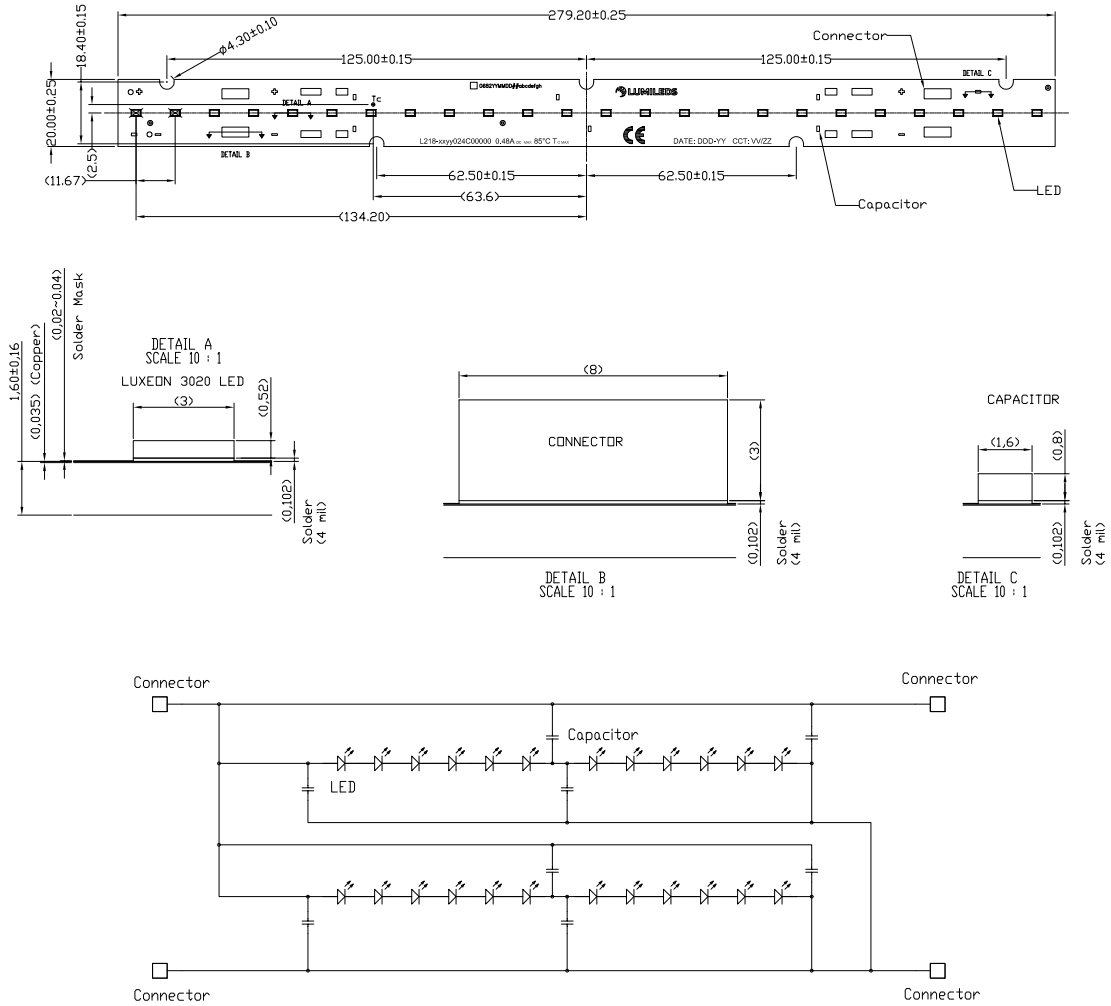


Figure 4: Mechanical dimensions for L218-xxxx024C30000.

Notes for Figure 4:

1. Drawings are not to scale.
2. All dimensions are in millimeters.

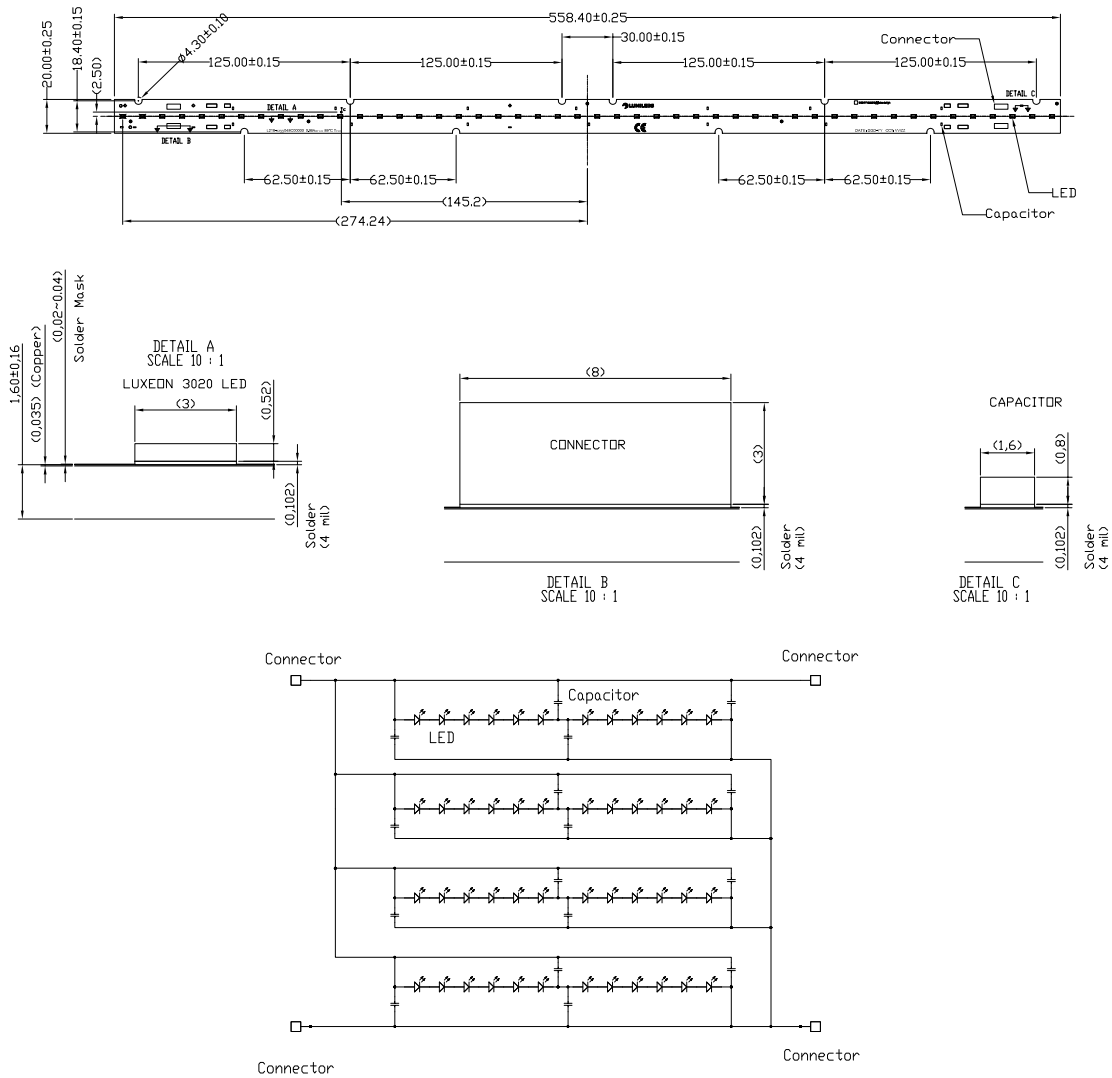


Figure 5: Mechanical dimensions for L218-xxxx048C00000.

- Notes for Figure 5:
1. Drawings are not to scale.
 2. All dimensions are in millimeters.

Packaging Information

Table 5. Packaging information for LUXEON XR-3020.

PART NUMBER	TRAY DIMENSIONS (mm)	QUANTITY PER TRAY	NUMBER OF TRAYS PER BOX
L218-xxxx024C30000	635 x 220	20	5
L218-xxxx048C00000	635 x 220	10	5

Tray Dimensions

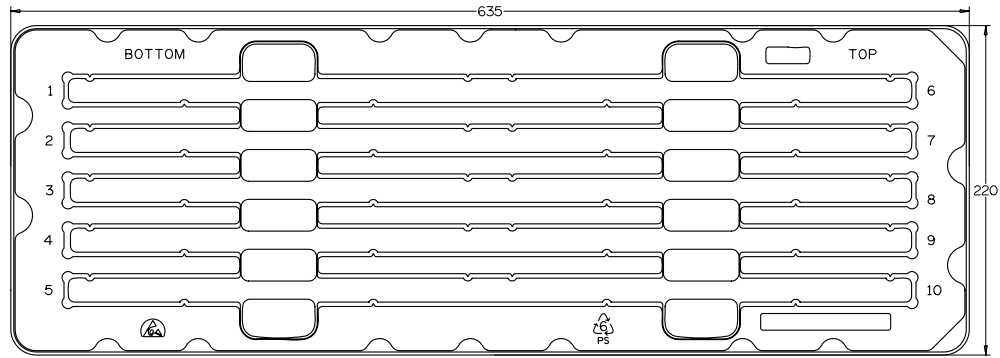


Figure 6: Tray dimensions for L218-xxxx0ccCx0000.

Notes for Figure 6:

1. Drawings are not scale.
2. All dimensions are in millimeters.

Product Packaging Considerations—Chemical Compatibility

The LUXEON emitter package contains a silicone overcoat to protect the LED chip and extract the maximum amount of light. As with most silicones used in LED optics, care must be taken to prevent any incompatible chemicals from directly or indirectly reacting with the silicone. Refer to the [LUXEON 3020 Application Brief AB209](#) for guidelines on chemical compatibilities.

About Lumileds

Lumileds is the global leader in light engine technology. The company develops, manufactures and distributes groundbreaking LEDs and automotive lighting products that shatter the status quo and help customers gain and maintain a competitive edge.

With a rich history of industry “firsts,” Lumileds is uniquely positioned to deliver lighting advancements well into the future by maintaining an unwavering focus on quality, innovation and reliability.

To learn more about our portfolio of light engines, visit lumileds.com.



©2016 Lumileds Holding B.V. All rights reserved.
LUXEON is a registered trademark of the Lumileds Holding B.V.
in the United States and other countries.
lumileds.com

Neither Lumileds Holding B.V. nor its affiliates shall be liable for any kind of loss of data or any other damages, direct, indirect or consequential, resulting from the use of the provided information and data. Although Lumileds Holding B.V. and/or its affiliates have attempted to provide the most accurate information and data, the materials and services information and data are provided “as is,” and neither Lumileds Holding B.V. nor its affiliates warrants or guarantees the contents and correctness of the provided information and data. Lumileds Holding B.V. and its affiliates reserve the right to make changes without notice. You as user agree to this disclaimer and user agreement with the download or use of the provided materials, information and data.