

Single relay - REL-IR4/L-120AC/4X21AU - 2903684


Please be informed that the data shown in this PDF Document is generated from our Online Catalog. Please find the complete data in the user's documentation. Our General Terms of Use for Downloads are valid (<http://phoenixcontact.com/download>)



Plug-in industrial relay with power contacts and additional hard gold plating, 4 PDTs, test button, status LED, mechanical switch setting display, coil voltage: 120 V AC



Key Commercial Data

Packing unit	10 STK
Minimum order quantity	10 STK
GTIN	 4 046356 758970
GTIN	4046356758970

Technical data

Dimensions

Width	21.2 mm
Height	27.5 mm
Depth	35.6 mm

Ambient conditions

Ambient temperature (operation)	-40 °C ... 55 °C
Ambient temperature (storage/transport)	-40 °C ... 85 °C

Coil side

Nominal input voltage U_N	120 V AC
Input voltage range in reference to U_N	see diagram
Mains frequency	50/60 Hz
Typical input current at U_N	13 mA
Typical response time	5 ms ... 15 ms (depending on phase relation)
Typical release time range	5 ms ... 20 ms (depending on phase relation)
Status display	Yellow LED
Power dissipation for nominal condition	1.56 W

Single relay - REL-IR4/L-120AC/4X21AU - 2903684

Technical data

Contact side

Contact type	4 PDTs
Type of switch contact	Single contact
Contact material	AgNi, hard gold-plated
Note	If the specified maximum values for multi-layer contact relays are exceeded, the gold plating is destroyed. The maximum values of the power contact relay are then valid. This can result in a shorter service life than with a pure power contact.
Maximum switching voltage	30 V AC 36 V DC
Minimum switching voltage	2 V (At 24 mA)
Min. switching current	2 mA (24 V DC)
Maximum inrush current	50 mA
Limiting continuous current	50 mA
Interrupting rating (ohmic load) max.	1.2 W (at 24 V DC)
Switching capacity min.	48 mW

Contact side (with destroyed gold layer)

Contact material	AgNi
Note	the following values are applicable if a gold layer is destroyed
Maximum switching voltage	250 V AC/DC
Minimum switching voltage	5 V (At 24 mA)
Limiting continuous current	6 A
Maximum inrush current	16 A (20 ms, N/O contact)
Min. switching current	5 mA (at 24 V)
Interrupting rating (ohmic load) max.	144 W (at 24 V DC) 124 W (at 48 V DC) 108 W (at 60 V DC) 52 W (at 110 V DC) 48 W (at 220 V DC)
Switching capacity in acc. with DIN VDE 0660/IEC 60947	1500 VA (for 250 V AC) 2 A (at 24 V, DC13) 0.22 A (at 120 V, DC13) 0.11 A (at 250 V, DC13) 1.5 A (at 24 V, AC15) 1.5 A (at 120 V, AC15) 1 A (at 240 V, AC15)

General

Test voltage relay winding/relay contact	2.5 kV _{rms} (50 Hz, 1 min.)
Test voltage PDT/PDT	2 kV _{rms} (50 Hz, 1 min.)
Operating mode	100% operating factor
Degree of protection	RT I

Single relay - REL-IR4/L-120AC/4X21AU - 2903684

Technical data

General

Mechanical service life	approx. 2×10^7 cycles
Mounting position	any

Standards and Regulations

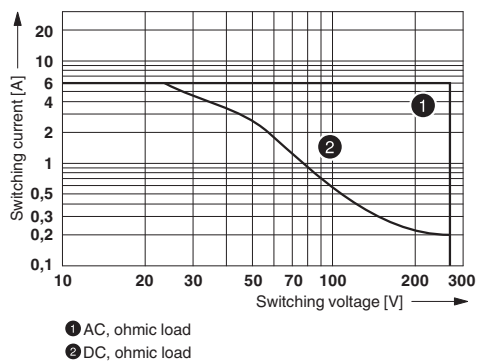
Connection in acc. with standard	CSA
Standards/regulations	IEC 60664
	IEC 61810
Rated insulation voltage	250 V AC
Rated surge voltage	2.5 kV
Insulation	Basic insulation
Degree of pollution	2
Overvoltage category	II

Environmental Product Compliance

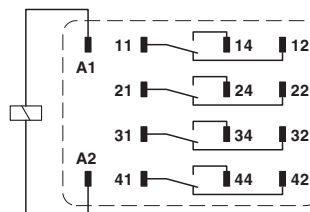
China RoHS	Environmentally Friendly Use Period = 50
	For details about hazardous substances go to tab "Downloads", Category "Manufacturer's declaration"

Drawings

Diagram



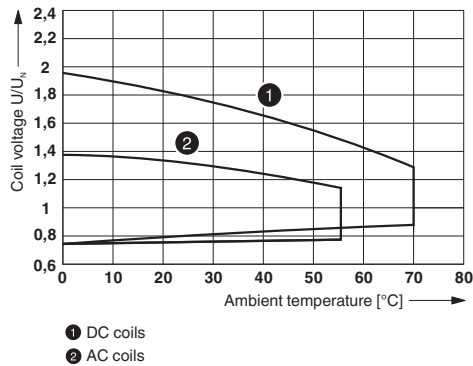
Circuit diagram



Interrupting rating

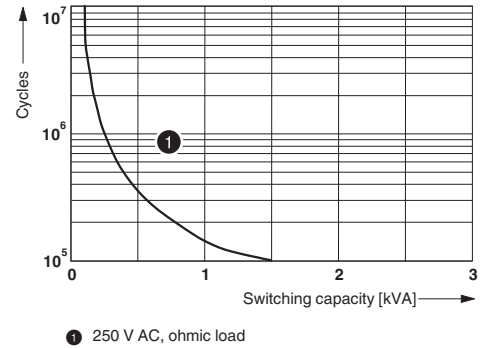
Single relay - REL-IR4/L-120AC/4X21AU - 2903684

Diagram



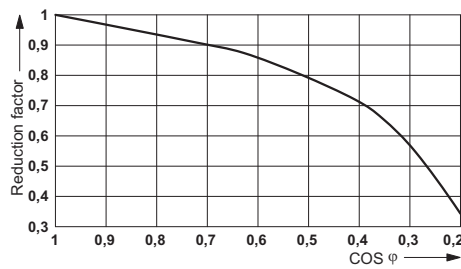
Operating voltage range

Diagram



Electrical service life

Diagram



Service life reduction factor

Approvals

Approvals

Approvals

CSA / UL Recognized / cUL Recognized / VDE Zeichengenehmigung / EAC / cULus Recognized






Ex Approvals

Approval details

CSA		http://www.csagroup.org/services-industries/product-listing/	2554095
-----	--	---	---------

Single relay - REL-IR4/L-120AC/4X21AU - 2903684

Approvals

UL Recognized		http://database.ul.com/cgi-bin/XYV/template/LISEXT/1FRAME/index.htm	FILE E 172140
cUL Recognized		http://database.ul.com/cgi-bin/XYV/template/LISEXT/1FRAME/index.htm	FILE E 172140
VDE Zeichengenehmigung		http://www2.vde.com/de/Institut/Online-Service/VDE-gepruefteProdukte/Seiten/Online-Suche.aspx	40040427
EAC			RU C- DE.A*30.B.01082
cULus Recognized		http://database.ul.com/cgi-bin/XYV/template/LISEXT/1FRAME/index.htm	

Phoenix Contact 2018 © - all rights reserved
<http://www.phoenixcontact.com>

PHOENIX CONTACT GmbH & Co. KG
Flachsmarktstr. 8
32825 Blomberg
Germany
Tel. +49 5235 300
Fax +49 5235 3 41200
<http://www.phoenixcontact.com>