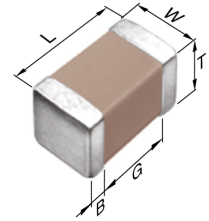


C3216X7R1H475M160AC



TDK item description C3216X7R1H475MT****

Applications	Commercial Grade
Feature	General General (Up to 50V)
Series	C3216 [EIA 1206]
Status	Production



Dimensions in mm

Size	
Length(L)	3.20mm ±0.20mm
Width(W)	1.60mm ±0.20mm
Thickness(T)	1.60mm ±0.20mm
Terminal Width(B)	0.20mm Min.
Terminal Spacing(G)	1.00mm Min.
Recommended Land Pattern (PA)	2.10mm to 2.50mm(Flow Soldering)
	2.00mm to 2.40mm(Reflow Soldering)
Recommended Land Pattern (PB)	1.10mm to 1.30mm(Flow Soldering)
	1.00mm to 1.20mm(Reflow Soldering)
Recommended Land Pattern (PC)	1.00mm to 1.30mm(Flow Soldering)
	1.10mm to 1.60mm(Reflow Soldering)

Electrical Characteristics	
Capacitance	4.7µF ±20%
Rated Voltage	50VDC
Temperature Characteristic	X7R(±15%)
Dissipation Factor (Max.)	5%
Insulation Resistance (Min.)	106MΩ

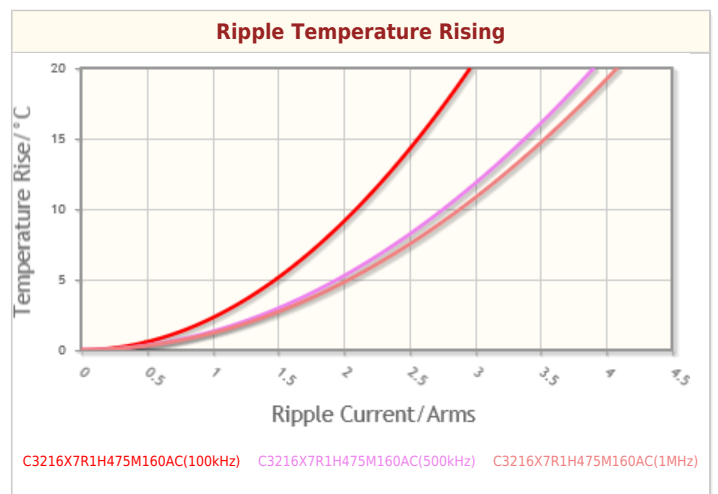
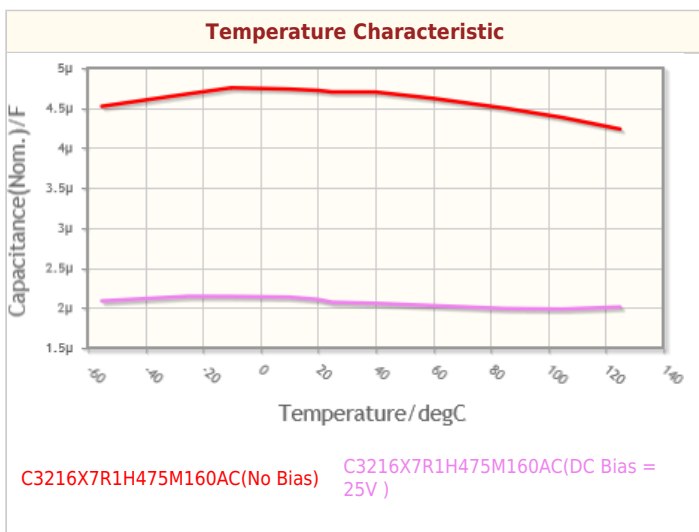
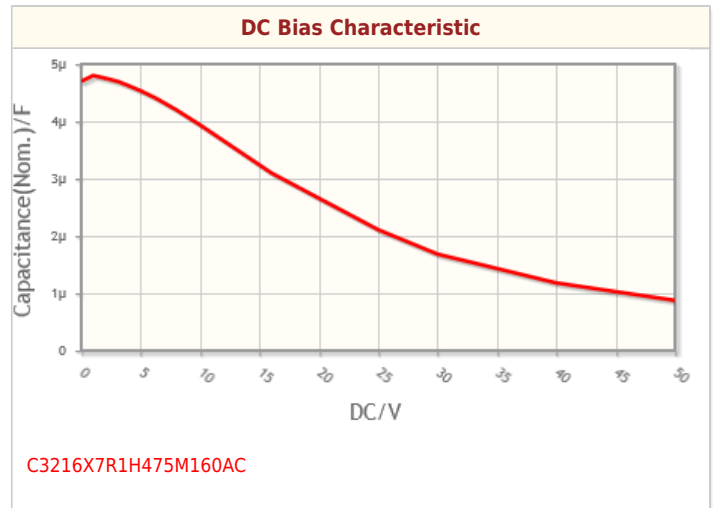
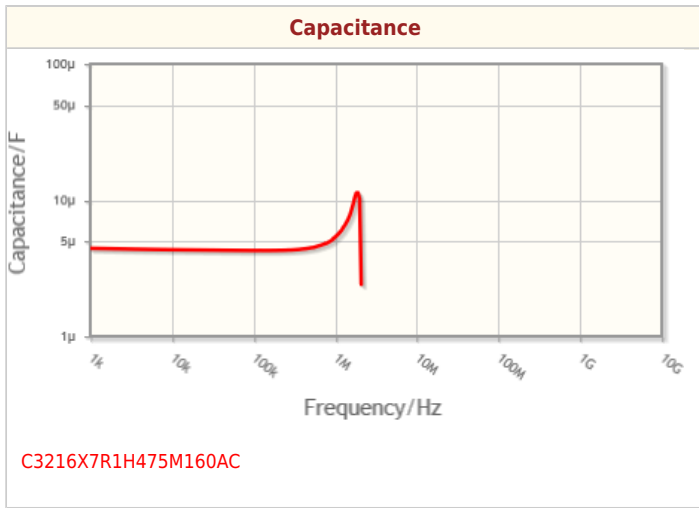
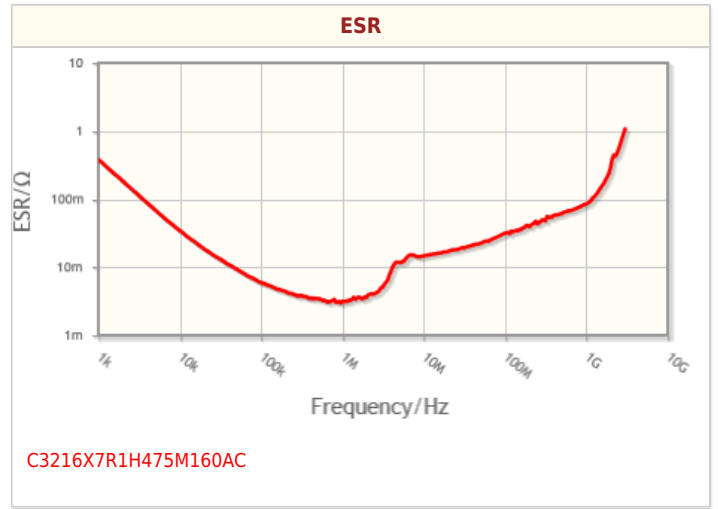
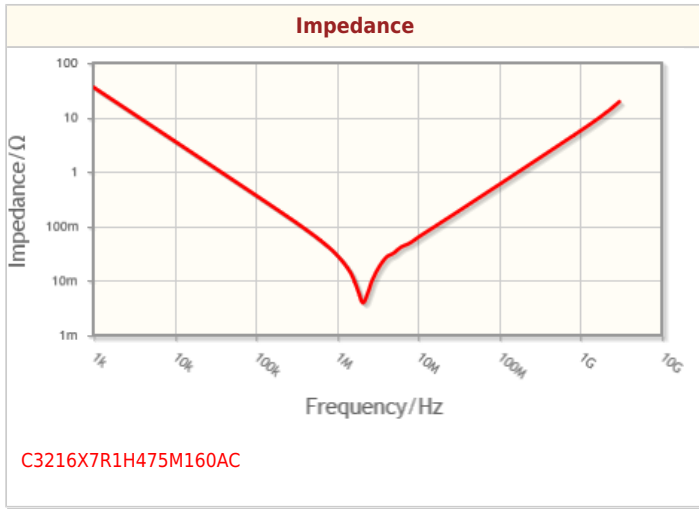
Other	
Soldering Method	Wave (Flow)
	Reflow
AEC-Q200	No
Packing	Blister (Plastic)Taping [180mm Reel]
Package Quantity	2000pcs

! Images are for reference only and show exemplary products.
! This PDF document was created based on the data listed on the TDK Corporation website.
! All specifications are subject to change without notice.

C3216X7R1H475M160AC



Characteristic Graphs(This is reference data, and does not guarantee the products characteristics.)

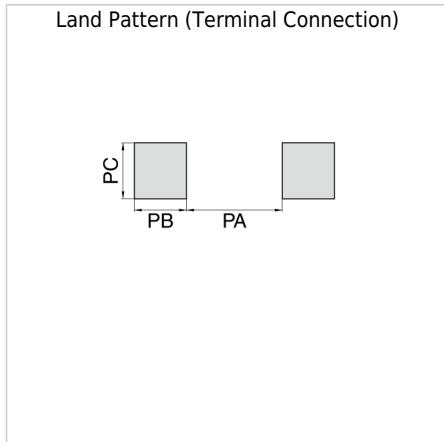


! Images are for reference only and show exemplary products.
! This PDF document was created based on the data listed on the TDK Corporation website.
! All specifications are subject to change without notice.

C3216X7R1H475M160AC



Associated Images



! Images are for reference only and show exemplary products.
! This PDF document was created based on the data listed on the TDK Corporation website.
! All specifications are subject to change without notice.