

Surface Mount Fuse with Clip, 4.2 x 11.3 mm, Quick-Acting F, UMK 250 = UMF 250 (Au) + UMC 250

new



IEC 60127-4 · 250VAC · 125VDC · Quick-Acting F

See below:
[Approvals and Compliances](#)

Description

- VDE/UL Approvals, UMF 250, UMF 250 (Au), UMC 250 , see variants
- High breaking capacity of up to 200 A @ 250 VAC
- UL approval for 0.05 A - 4 A @ 250 VAC and 125 VDC

Applications

- Primary protection on SMD PCBs


References

[Packaging Details](#)
 Fuse Kit [Fuse Kit UMF 250 / UMK 250](#)

Weblinks

[pdf datasheet](#), [html-datasheet](#), [General Product Information](#), [Packaging details](#), [Distributor-Stock-Check](#), [Detailed request for product](#), [Microsite](#)

Technical Data

Rated Voltage	250VAC, 125VDC
Rated current	0.5 - 4 A
Breaking Capacity	100-200A
Characteristic	Quick-Acting F
Mounting	PCB,SMT
Admissible Ambient Air Temp.	-40 °C to 85 °C
Climatic Category	40/085/21 acc. to IEC 60068-1
Material: Housing	Ceramic
Material: Terminals	Gold-Plated Copper Alloy
Storage Conditions	0 °C to 40 °C, max. 70% r.h.
Product Marking	 , Rated current, Rated Voltage, Characteristic, Breaking Capacity

Soldering Methods	Reflow Soldering Profile
Solderability	245 °C / 3 sec acc. to IEC 60068-2-58
Resistance to Soldering Heat	260 °C / 10sec acc. to IEC 60068-2-58
Life Test	(acc. to EIA/IS-722, Test 4.4.1) 1000h @ 0.60 x In @ 70°C
Moisture Resistance Test	(acc. to EIA/IS-722, Test 4.4.3) 10% rated current. Temperatur change between 25°C und 65°C at 100% relative humidity. Duration: 24h each cycle, total 10 cycles
Terminal Strength	(acc. to EIA/IS-722, Test 4.5.5) (Deflection of board 1 mm for 1 minute)
Mechanical Shock	MIL-STD-202, Method 213B (Shock 50g, half sine wave, 11 ms)
Resistance to Solvents	Cleaning with common solvents
Flammability	min. UL 94V-1 (acc. to EIA/IS-722, Test 4.12)



Approvals and Compliances

Detailed information on product approvals, code requirements, usage instructions and detailed test conditions can be looked up in [Details about Approvals](#)

Approvals





The approval mark is used by the testing authorities to certify compliance with the safety requirements placed on electronic products.

Approval Reference Type: UMK 250

Approval Logo	Certificates	Certification Body	Description
	VDE Approvals	VDE	VDE Certificate Number: 40027880 / 40023291
	UL Approvals	UL	UL File Number: E41599


Product standards

Product standards that are referenced

Organization	Design	Standard	Description
	Designed according to	IEC 60127-6	Miniature fuses. Part 6. Fuse-holders for miniature fuse-links
	Designed according to	IEC 60127-4	Miniature fuses. Part 4. Universal modular fuse-links for through-hole and surface mount types
	Designed according to	UL 248-14 / 4248-1	Low voltage fuses - Part 14: Additional fuses
	Designed according to	CSA22.2 No. 248.14 / No. 4248.1	Low-Voltage Fuses - Part 14: Supplemental Fuses






Application standards

Application standards where the product can be used

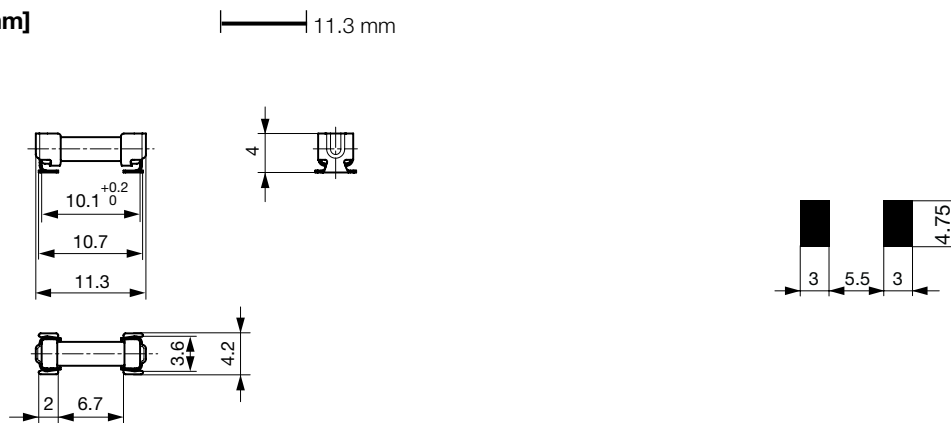
Organization	Design	Standard	Description
	Designed for applications acc.	IEC/UL 60950	IEC 60950-1 includes the basic requirements for the safety of information technology equipment.

Compliances

The product complies with following Guide Lines

Identification	Details	Initiator	Description
	CE declaration of conformity	SCHURTER AG	The CE marking declares that the product complies with the applicable requirements laid down in the harmonisation of Community legislation on its affixing in accordance with EU Regulation 765/2008.
	RoHS	SCHURTER AG	EU Directive RoHS 2011/65/EU
	China RoHS	SCHURTER AG	The law SJ / T 11363-2006 (China RoHS) has been in force since 1 March 2007. It is similar to the EU directive RoHS.
	Halogen Free	SCHURTER AG	SCHURTER strives to offer our customers halogen free products.
	REACH	SCHURTER AG	On 1 June 2007, Regulation (EC) No 1907/2006 on the Registration, Evaluation, Authorization and Restriction of Chemicals 1 (abbreviated as "REACH") entered into force.

Dimension [mm]

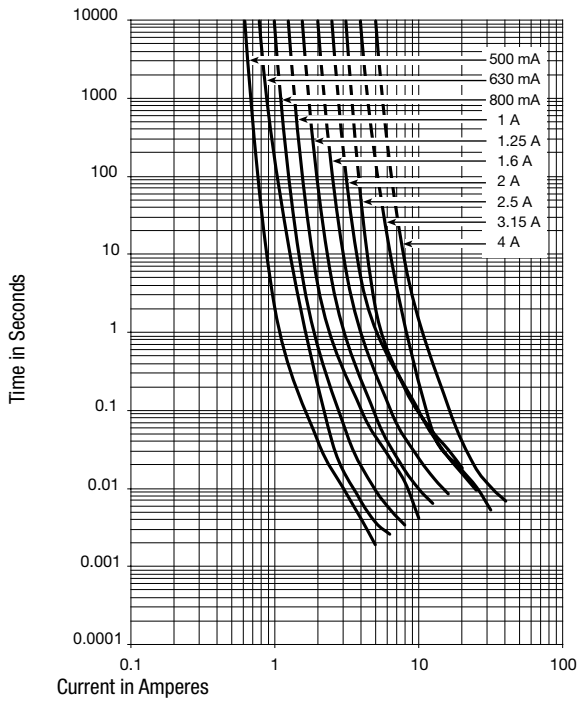


Soldering pads

Pre-Arcing Time

Rated Current In	1.0 x In min.	1.25 x In min.	2.0 x In max.	10.0 x In min.	10.0 x In max.
0.5 A - 4.0 A	-	60 min	120 s	1 ms	10 ms

Time-Current-Curves



All Variants

Rated Current [A]	Rated Voltage [VAC]	Rated Voltage [VDC]	Breaking Capacity	Voltage Drop 1.0 In max. [mV]	Voltage Drop 1.0 In typ. [mV]	Power Dissipation 1.25 In max [mW]	Melting I ² t 10.0 Intyp. [A ² s]		Order Number
0.5	250	125	1)	430	600	500	0.27	● ●	3404.2463.11
0.5	250	125	1)	430	600	500	0.27	● ●	3404.2463.22
0.63	250	125	1)	350	500	500	0.9	● ●	3404.2464.11
0.63	250	125	1)	350	500	500	0.9	● ●	3404.2464.22
0.8	250	125	1)	300	400	500	0.21	● ●	3404.2465.11
0.8	250	125	1)	300	400	500	0.21	● ●	3404.2465.22
1	250	125	1)	250	300	500	0.4	● ●	3404.2466.11
1	250	125	1)	250	300	500	0.4	● ●	3404.2466.22
1.25	250	125	2)	220	300	1000	1	● ●	3404.2467.11
1.25	250	125	2)	220	300	1000	1	● ●	3404.2467.22
1.6	250	125	2)	190	300	1000	2.1	● ●	3404.2468.11
1.6	250	125	2)	190	300	1000	2.1	● ●	3404.2468.22
2	250	125	2)	200	300	1000	3.26	● ●	3404.2469.11
2	250	125	2)	200	300	1000	3.26	● ●	3404.2469.22
2.5	250	125	2)	160	300	1200	4.8	● ●	3404.2470.11
2.5	250	125	2)	160	300	1200	4.8	● ●	3404.2470.22
3.15	250	125	2)	100	300	1500	5.17	● ●	3404.2471.11
3.15	250	125	2)	100	300	1500	5.17	● ●	3404.2471.22
4	250	125	2)	100	300	2000	9.4	● ●	3404.2472.11
4	250	125	2)	100	300	2000	9.4	● ●	3404.2472.22

Most Popular.

Availability for all products can be searched real-time: <https://www.schurter.com/en/Stock-Check/Stock-Check-SCHURTER>

- 1) IEC: 100 A @ 250 VAC, p.f. ≥ 0.95 / 100 A @ 125 VDC
- 1) UL: 200 A @ 250 VAC / 100 A @ 125 VDC / 35 A @ 250 VDC / 200 A @ 63 VAC/DC
- 2) IEC / UL: 200 A @ 250 VAC / 100 A @ 125 VDC / 35 A @ 250 VDC / 200 A @ 63 VAC/DC

Approval Overview

UMF 250 -> Fuse with tin-plated caps, Approval Status: VDE, UL LISTED, cURus, Free of CCC, PSE JET, KTL

UMF 250 (Au) -> Fuse with gold-plated caps, Approval Status: VDE Mark and cURus

UMC 250 -> Clip, Approval Status: VDE UG Mark and cURus

Rated Current [A]	Rated Voltage [VAC]	Rated Voltage [VDC]	Breaking Capacity	Voltage Drop 1.0 In max. [mV]	Voltage Drop 1.0 In typ. [mV]	Power Dissipation 1.25 In max [mW]	Melting I ² t 10.0 Intyp. [A ² s]	Order Number
-------------------	---------------------	---------------------	-------------------	-------------------------------	-------------------------------	------------------------------------	---	--------------



UMK 250 = UMF 250 (Au) + UMC 250

There is no approval existing for the combination fuse and clip UMK 250, but the fuse and the clip are fully approved independently at VDE/UL. See details above.

In the reflow soldering process, the fuse must have gold-plated caps, otherwise fuse and clip would be soldered together. For fuse replacement in the field, a standard UMF 250 fuse with tin-plated caps can be used.

It is not allowed to replace higher rated current than 4 A in the clip.

Packaging Unit	
	.xx = .11 Plastic Bag (100 pcs.)
	.xx = .22 Blister Tape 33 cm Reel (1000 pcs.)