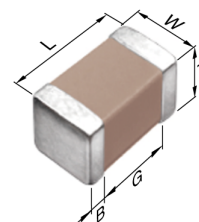


C1608X7R1H103M080AE



TDK item description C1608X7R1H103MT***S

Applications	Commercial Grade Please refer to Part No. CGA3E2X7R1H103M080AE for Automotive use.
Feature	Soft Termination
Series	C1608 [EIA 0603]
Status	Production



Dimensions in mm

Size	
Length(L)	1.60mm +0.20,-0.10mm
Width(W)	0.80mm +0.15,-0.10mm
Thickness(T)	0.80mm +0.15,-0.10mm
Terminal Width(B)	0.20mm Min.
Terminal Spacing(G)	0.30mm Min.
Recommended Land Pattern (PA)	0.70mm to 1.00mm(Flow Soldering) 0.60mm to 0.80mm(Reflow Soldering)
Recommended Land Pattern (PB)	0.80mm to 1.00mm(Flow Soldering) 0.60mm to 0.80mm(Reflow Soldering)
Recommended Land Pattern (PC)	0.60mm to 0.80mm(Flow Soldering) 0.60mm to 0.80mm(Reflow Soldering)

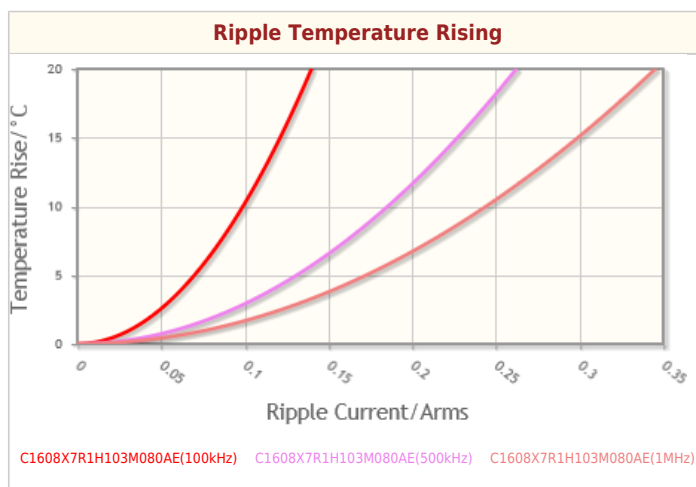
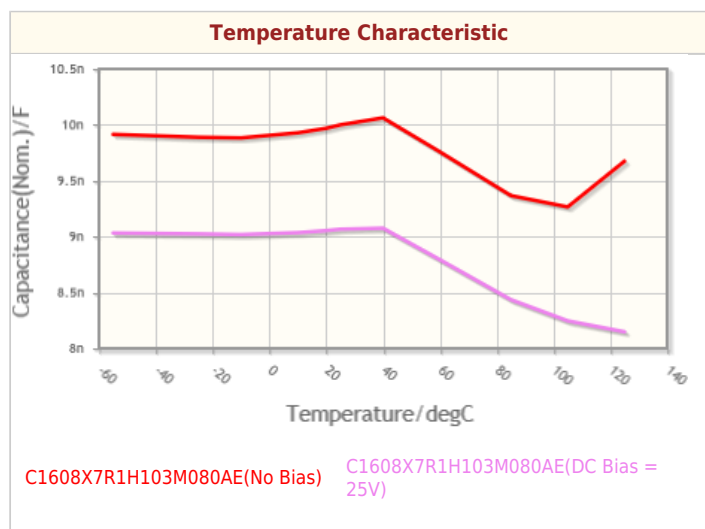
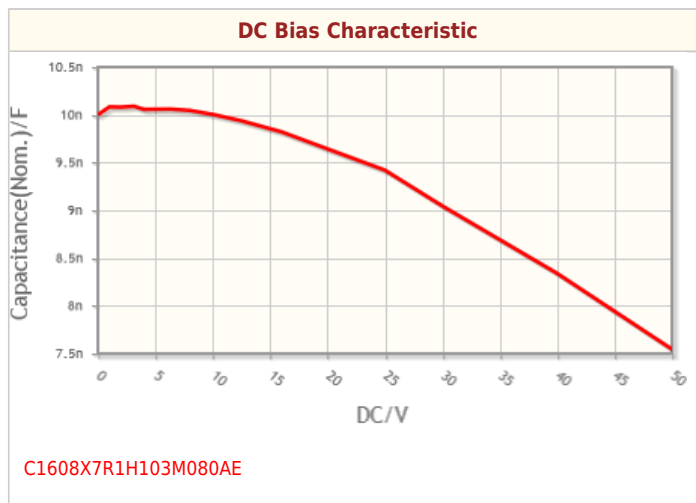
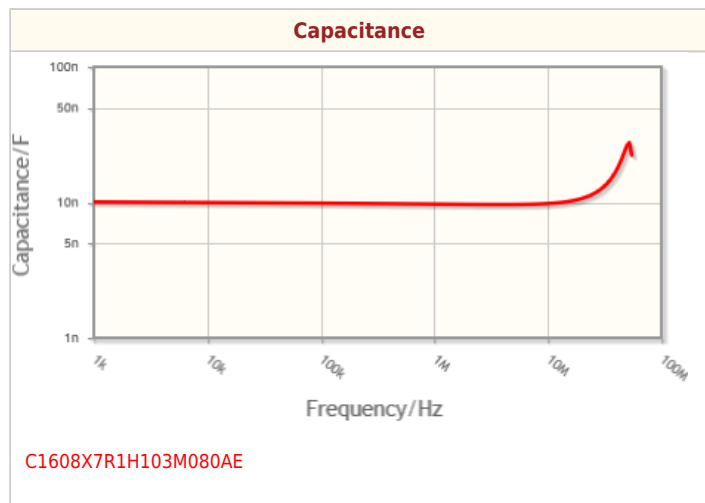
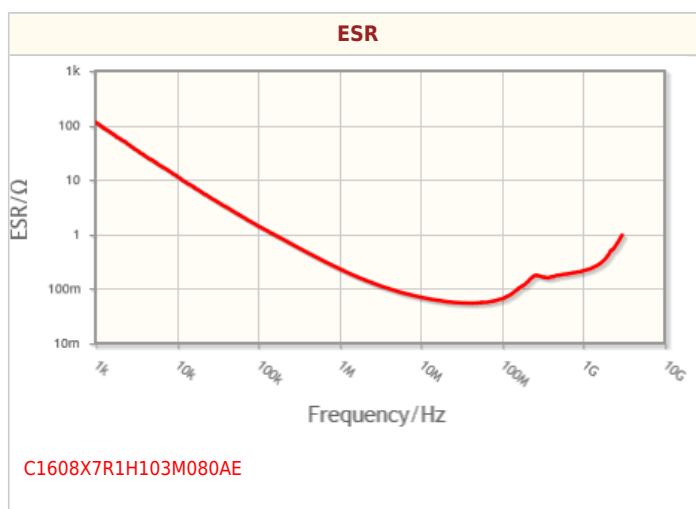
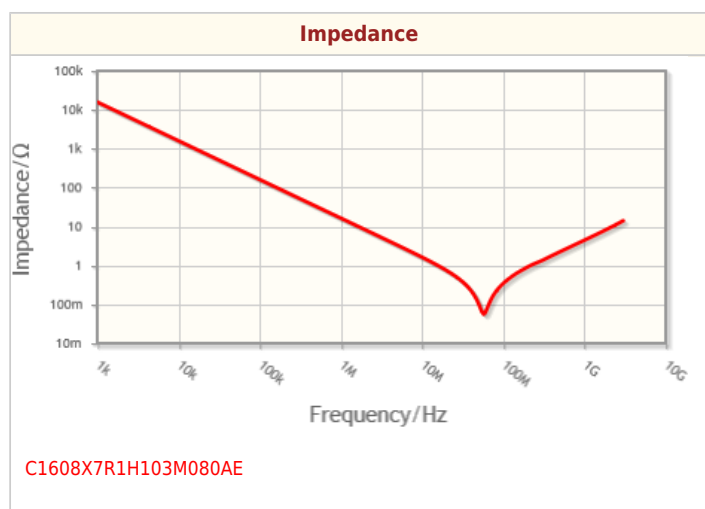
Electrical Characteristics	
Capacitance	10nF \pm 20%
Rated Voltage	50VDC
Temperature Characteristic	X7R(\pm 15%)
Dissipation Factor (Max.)	3%
Insulation Resistance (Min.)	10000M Ω

Other	
Soldering Method	Wave (Flow) Reflow
AEC-Q200	No
Packing	Punched (Paper)Taping [180mm Reel]
Package Quantity	4000pcs

C1608X7R1H103M080AE

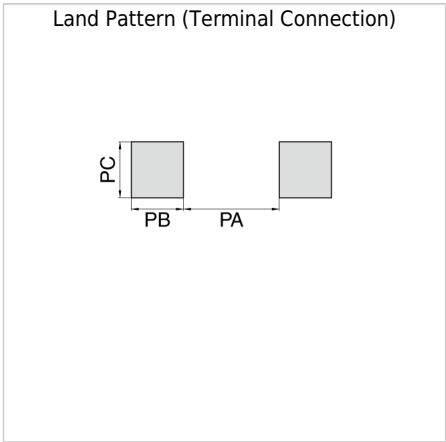


Characteristic Graphs(This is reference data, and does not guarantee the products characteristics.)





Associated Images



! Images are for reference only and show exemplary products.
! This PDF document was created based on the data listed on the TDK Corporation website.
! All specifications are subject to change without notice.