

CONSTANT VOLTAGE REGULATION APPLICATION.  
REFERENCE VOLTAGE APPLICATION.

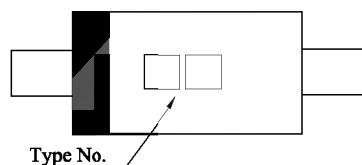
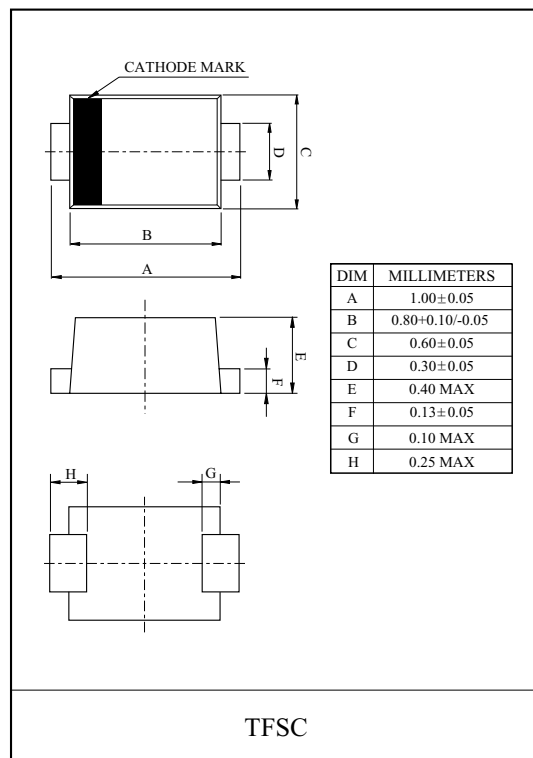
### FEATURES

- Small Package : TFSC
- Sharp Breakdown Characteristic.

### MAXIMUM RATING (Ta=25°C)

CHARACTERISTIC	SYMBOL	RATING	UNIT
Power Dissipation	$P_D^*$	100	mW
Junction Temperature	$T_j$	150	°C
Storage Temperature Range	$T_{stg}$	-55 ~ 150	°C

\* Mounted on a glass epoxy circuit board of 20×20mm,  
pad dimension of 4×4mm.



Type No.	Marking		Type No.	Marking		Type No.	Marking		Type No.	Marking	
	-	Y		-	Y		-	Y		-	Y
**KDZ2.0FV	1F	1P	KDZ4.3FV	4F	4P	KDZ9.1FV	EF	EP	KDZ20FV	MF	MP
**KDZ2.2FV	7F	7P	KDZ4.7FV	5F	5P	KDZ10FV	UF	UF	KDZ22FV	NF	NP
**KDZ2.4FV	8F	YF	KDZ5.1FV	6F	6P	KDZ11FV	GF	GF	KDZ24FV	QF	QP
**KDZ2.7FV	CF	ZF	KDZ5.6FV	8P	8	KDZ12FV	HF	HF	KDZ27FV	RF	RP
**KDZ3.0FV	VF	YP	KDZ6.2FV	9F	9P	KDZ13FV	JF	JF	KDZ30FV	SF	SP
**KDZ3.3FV	WF	ZP	KDZ6.8FV	BF	BP	KDZ15FV	KF	KF	KDZ33FV	AP	AF
**KDZ3.6FV	2F	2P	KDZ7.5FV	PF	PP	KDZ16FV	91	9	KDZ36FV	TF	TP
**KDZ3.9FV	3F	3P	KDZ8.2FV	DF	DP	KDZ18FV	LF	LF	-	-	-

\*\*Under development

# KDZ2.0FV~36FV

## ELECTRICAL CHARACTERISTICS (Ta=25°C)

TYPE No.	Grade	Zener Voltage Vz (V)			Dynamic Impedance Zz (Ω)		KNEE Dynamic Impedance Zzk (Ω)		Reverse Current IR (μA)	
		Min.	Max.	Iz (mA)	MAX.	Iz (mA)	MAX.	Iz (mA)	MAX.	VR(V)
KDZ2.0FV	-	1.85	2.15	5	100	5	1000	0.5	120	1.0
	Y	1.95	2.15							
KDZ2.2FV	-	2.05	2.38	5	100	5	1000	0.5	120	1.0
	Y	2.16	2.38							
KDZ2.4FV	-	2.28	2.60	5	100	5	1000	0.5	120	1.0
	Y	2.40	2.60							
KDZ2.7FV	-	2.50	2.90	5	110	5	1000	0.5	120	1.0
	Y	2.65	2.90							
KDZ3.0FV	-	2.80	3.20	5	120	5	1000	0.5	50	1.0
	Y	2.95	3.20							
KDZ3.3FV	-	3.10	3.50	5	130	5	1000	0.5	20	1.0
	Y	3.25	3.50							
KDZ3.6FV	-	3.40	3.80	5	130	5	1000	0.5	10	1.0
	Y	3.60	3.845							
KDZ3.9FV	-	3.70	4.10	5	130	5	1000	0.5	10	1.0
	Y	3.89	4.16							
KDZ4.3FV	-	4.00	4.50	5	130	5	1000	0.5	5	1.0
	Y	4.17	4.43							
KDZ4.7FV	-	4.40	4.90	5	120	5	1000	0.5	5	1.0
	Y	4.55	4.75							
KDZ5.1FV	-	4.80	5.40	5	70	5	1000	0.5	1	1.5
	Y	4.98	5.20							
KDZ5.6FV	-	5.30	6.00	5	40	5	900	0.5	1	2.5
	Y	5.49	5.73							
KDZ6.2FV	-	5.80	6.60	5	30	5	500	0.5	1	3.0
	Y	6.06	6.33							
KDZ6.8FV	-	6.40	7.20	5	25	5	150	0.5	0.5	5.0
	Y	6.65	6.93							
KDZ7.5FV	-	7.00	7.90	5	23	5	120	0.5	0.5	6.0
	Y	7.28	7.60							
KDZ8.2FV	-	7.70	8.70	5	20	5	120	0.5	0.5	6.5
	Y	8.02	8.36							
KDZ9.1FV	-	8.50	9.60	5	18	5	120	0.5	0.5	7.0
	Y	8.85	9.23							
KDZ10FV	-	9.40	10.60	5	15	5	120	0.5	0.5	8.0
	Y	9.77	10.21							

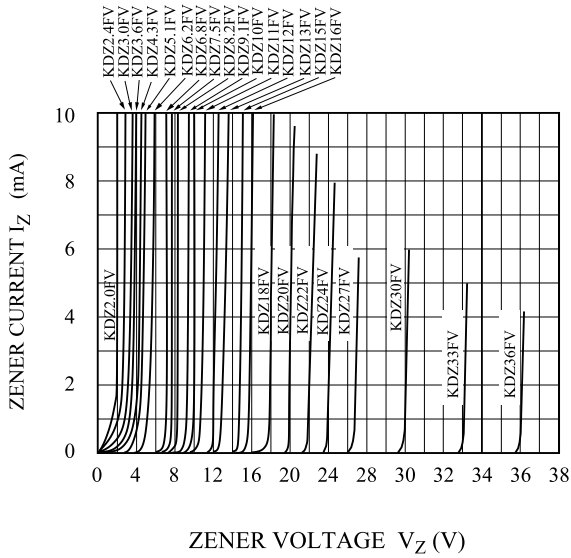
# KDZ2.0FV~36FV

## ELECTRICAL CHARACTERISTICS (Ta=25 °C)

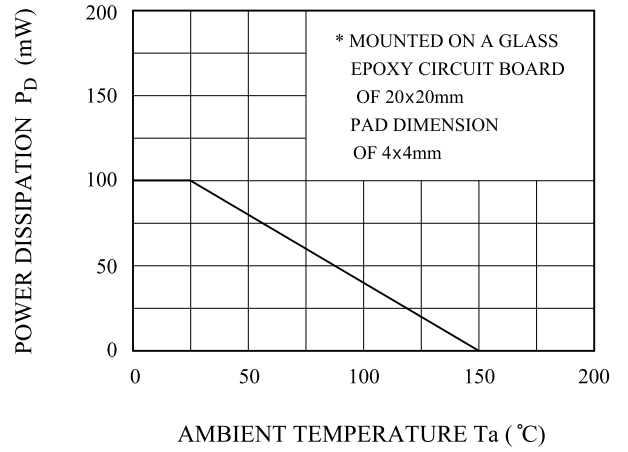
TYPE No.	Grade	Zener Voltage Vz (V)			Dynamic Impedance Zz (Ω)		KNEE Dynamic Impedance Zzk (Ω)		Reverse Current IR (μA)	
		Min.	Max.	Iz (mA)	MAX.	Iz (mA)	MAX.	Iz (mA)	MAX.	VR(V)
KDZ11FV	-	10.40	11.60	5	15	5	120	0.5	0.5	8.5
	Y	10.76	11.22							
KDZ12FV	-	11.40	12.60	5	15	5	110	0.5	0.5	9.0
	Y	11.74	12.24							
KDZ13FV	-	12.40	14.10	5	15	5	110	0.5	0.5	10
	Y	12.91	13.49							
KDZ15FV	-	13.80	15.60	5	15	5	110	0.5	0.5	11
	Y	14.34	14.98							
KDZ16FV	-	15.30	17.10	5	18	5	150	0.5	0.5	12
	Y	15.85	16.51							
KDZ18FV	-	16.80	19.10	5	20	5	150	0.5	0.5	14
	Y	17.56	18.35							
KDZ20FV	-	18.80	21.20	5	25	5	200	0.5	0.5	15
	Y	19.52	20.39							
KDZ22FV	-	20.80	23.30	5	30	5	200	0.5	0.5	17
	Y	21.54	22.47							
KDZ24FV	-	22.80	25.60	5	40	5	200	0.5	0.5	19
	Y	23.72	24.78							
KDZ27FV	-	25.10	28.90	2	150	2	150	0.5	0.1	21
	Y	26.19	27.53							
KDZ30FV	-	28.00	32.00	2	200	2	200	0.5	0.1	23
	Y	29.19	30.69							
KDZ33FV	-	31.00	35.00	2	250	2	250	0.5	0.1	25
	Y	32.15	33.79							
KDZ36FV	-	34.00	38.00	2	300	2	300	0.5	0.1	27
	Y	35.07	36.87							

# KDZ2.0FV~36FV

$I_Z - V_Z$



$P_D - T_a$



$\gamma_Z - V_Z$

